

M ap li nèt ale

M ap li nèt ale

1^e A.F.


Premye Ane Fondamantal

Kaye Egzèsis

Kaye Egzèsis, 1^e A.F. - 2018



2018



M ap li nèt ale

Premye Ane Fondamantal (1^e A.F.)

Kaye egzèsis

Mwen rele : _____

2018





Materyèl pou eksperimantasyon

Tablo leson

Oryantasyon 1	6
Oryantasyon 2	7
Oryantasyon 3	8
Oryantasyon 4	9
Oryantasyon 5	10
Oryantasyon 6	12
Oryantasyon 7	14
Oryantasyon 8	15
Oryantasyon 9	17
Oryantasyon 10	19
Oryantasyon 11	21
Oryantasyon 12	22
Oryantasyon 13	23
Oryantasyon 14	24
Oryantasyon 15	25
Oryantasyon 16	28
Oryantasyon 17	30
Oryantasyon 18	31
Oryantasyon 19	32
Oryantasyon 20	33

Leson 1 a	34
Leson 2 A	38
Leson 3 l	42
Leson 4 L	46
Leson 5 Revizyon a A, l L	50

Leson 6 i	52
Leson 7 I	56
Leson 8 p	60
Leson 9 P	64
Leson 10 Revizyon i I, p P	68
Leson 11 e	70
Leson 12 E	74
Leson 13 n	78
Leson 14 N	82
Leson 15 Revizyon e E, n N	86
Leson 16 m	88
Leson 17 M	92
Leson 18 an	96
Leson 19 AN	100
Leson 20 Revizyon m M, an AN	104
Leson 21 t	106
Leson 22 T	110
Leson 23 Konbinezon lèt - pl	114
Peryòd Revizyon Leson 24	116
Peryòd Revizyon Leson 25	117
Peryòd Revizyon Leson 26	118
Peryòd Revizyon Leson 27	119
Leson 28 o	120
Leson 29 O	124
Leson 30 ou	128
Leson 31 OU	132
Leson 32 Revizyon o O, ou OU	136
Leson 33 s	138
Leson 34 S	142

Tablo leson


Leson 35	è	146	Leson 62	Revizyon ò Ò, b B	232
Leson 36	È	150	Leson 63	v	234
Leson 37	Revizyon s S, è È	154	Leson 64	V	238
Leson 38	k	156	Leson 65	Konbinezon lèt br, pr, vr, bl, vl	242
Leson 39	K	160	Leson 66	Konbinezon lèt br, pr, vr, bl, vl	243
Leson 40	en	164	Leson 67	Konsòn plis W: bw, kw, lw, nw, pw, sw, tw, vw	244
Leson 41	EN	168	Leson 68	Konsòn plis W bw, kw, lw, nw, pw, sw, tw, vw	245
Leson 42	Revizyon k, K, en EN	172	Peryòd Revizyon Leson 69		246
Leson 43	r	174	Peryòd Revizyon Leson 70		247
Leson 44	R	178	Peryòd Revizyon Leson 71		248
Leson 45	y	182	Peryòd Revizyon Leson 72		249
Leson 46	Y	186	Leson 73	g	250
Leson 47	Revizyon r R, y Y	190	Leson 74	G	254
Leson 48	Konbinezon lèt - kl kr pr tr	192	Leson 75	f	258
Peryòd Revizyon Leson 49		194	Leson 76	F	262
Peryòd Revizyon Leson 50		195	Leson 77	Revizyon g G, f F	266
Peryòd Revizyon Leson 51		196	Leson 78	d	268
Peryòd Revizyon Leson 52		197	Leson 79	D	272
Leson 53	on	198	Leson 80	j	276
Leson 54	ON	202	Leson 81	J	280
Leson 55	w	206	Leson 82	Revizyon d D, j J	284
Leson 56	W	210	Leson 83	ch	286
Leson 57	Revizyon on ON, w W	214	Leson 84	CH	290
Leson 58	ò	216	Leson 85	z	294
Leson 59	Ò	220	Leson 86	Z	298
Leson 60	b	224			
Leson 61	B	228			

Tablo leson


Leson 87	Revizyon ch, CH, z, Z	302	Revizyon Final Leson 111	371
Leson 88	Konbinezon lèt chw, dw, fw	306	Revizyon Final Leson 112	372
Leson 89	Konbinezon lèt jw, gw, zw	308	Revizyon Final Leson 113	373
Leson 90	àn, èn, òn	310	Revizyon Final Leson 114	374
Leson 91	ann, enn, onn	312	Revizyon Final Leson 115	375
Leson 92	Revizyon chw, dw, fw, jw, gw, zw, àn, èn, òn, ann, enn, onn	314	Revizyon Final Leson 116	376
Leson 93	ui, UI	316	Revizyon Final Leson 117	377
Leson 94	a, l, i, p	318	Revizyon Final Leson 118	378
Leson 95	e, n, m, an	320	Revizyon Final Leson 119	379
Leson 96	o, ou, s, è	322	Revizyon Final Leson 120	380
Leson 97	Revizyon ui, a, l, i, p, e, n, m, an, o, ou, s, è	324	Revizyon Final Leson 121	381
Leson 98	Konbinezon lèt kl, pl, bl, gl	326	Revizyon Final Leson 121 (suit)	382
Leson 99	k, en, r, y	328	Revizyon Final Leson 122	383
Leson 100	o, ò, w, b	332	Revizyon Final Leson 123	384
Leson 101	v, g, f, d	336	Revizyon Final Leson 124	385
Leson 102	k, en, r, y, o, ò, w, b, v, g, f, b	340	Revizyon Final Leson 125	386
Leson 103	j, z, ch	344	Revizyon Final Leson 125 (suit)	387
Leson 104	br, kr, pr, tr	348	Revizyon Final Leson 126	388
Leson 105	fr, dr, gr, vr	352	Revizyon Final Leson 127	390
Leson 106	pw, sw, tw, vw	356	Revizyon Global Leson 128	394
Leson 107	ch, kr, pr, tr, br, fr, dr, gr, vr, pw, sw, tw, vw	360	Revizyon Global Leson 129	397
Leson 108	bw, kw, lw, nw	364	Revizyon Global Leson 130	401
Revizyon Final Leson 109		369	Revizyon Global Leson 131	404
Revizyon Final Leson 110		370		

Oryantasyon 1

1. Fè yon desen nan kare a.

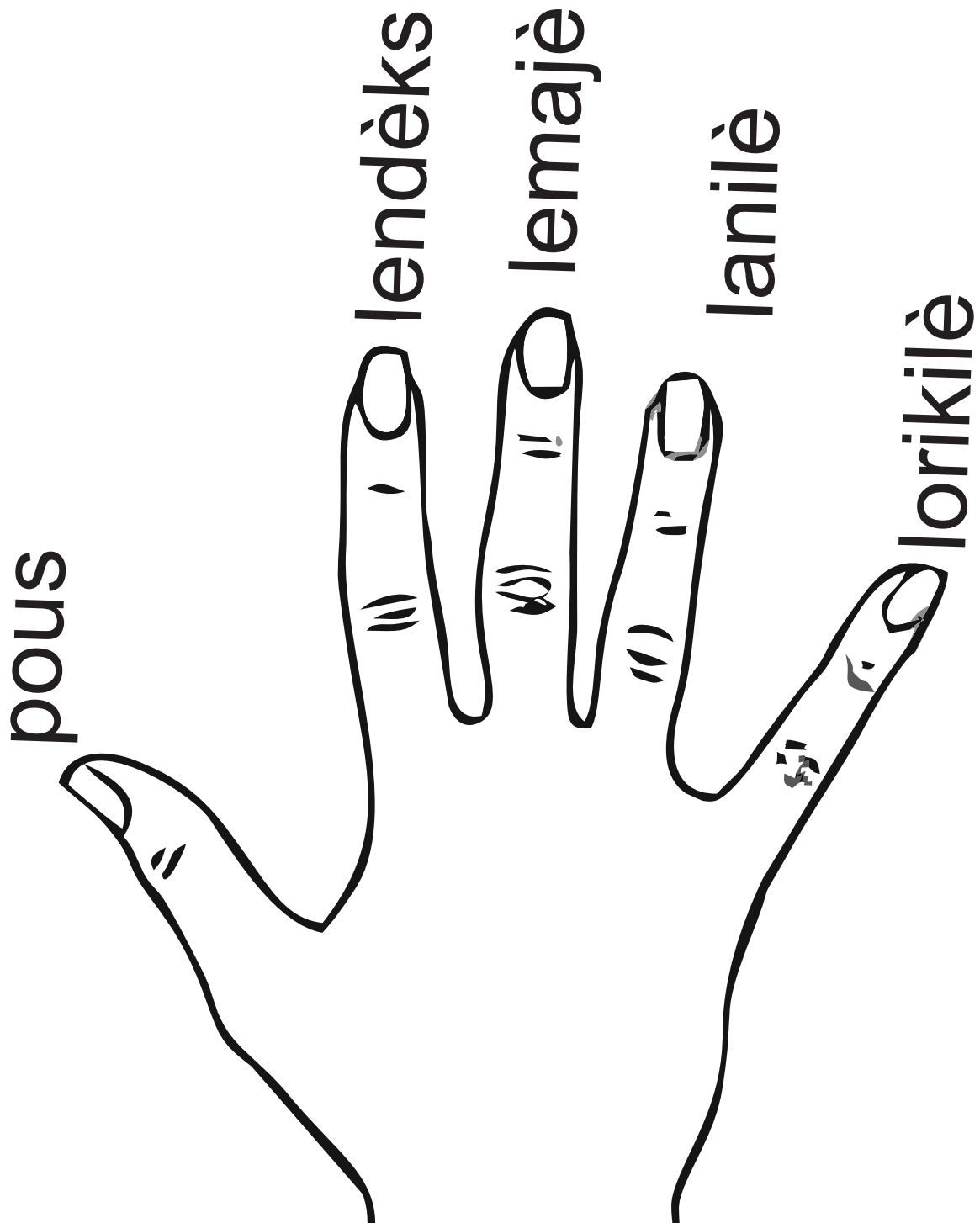


2. Fè menm desen sa ou te fè nan premye kare a.



Oryantasyon 2

1. Aprann non dwèt yo. Suiv eksplikasyon mèt la.




Oryantasyon 3

1. Gade desen an epi suiv eksplikasyon pwofesè a.



2. Gade desen an epi suiv eksplikasyon pwofesè a.




Oryantasyon 4

1. Gade desen an epi suiv eksplikasyon pwofesè a.




2. An nou jwe ak pozisyon.




Oryantasyon 5


1. Gade desen an epi suiv eksplikasyon.



2. Gade desen an epi suiv eksplikasyon.

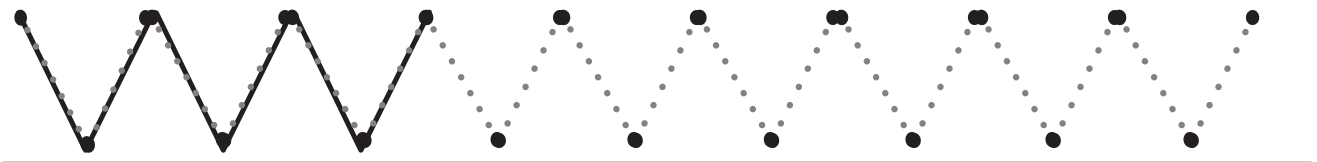
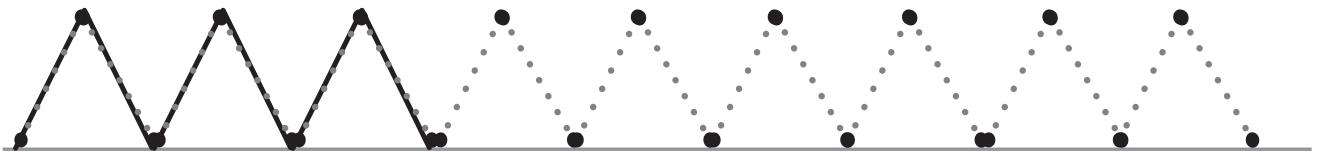


3. Suiv modèl la.



Oryantasyon 6


















1. Desine dapre eksplikasyon pwofesè a.



Oryantasyon 6



2. Antoure liy brize ki nan bwat la.



Oryantasyon 7

1. Desine dapre eksplikasyon pwofesè a.

Oryantasyon 7



Oryantasyon 8

1. Desine dapre eksplikasyon pwofesè a.



2. Idantifye ki sa desen sa yo reprezante nan liv lekti a.



Liy zandolit se pou lèt yo.



Liy etwal la se pou marye son pou fòm silab.



Liy palmis se pou mo kout nou te etidye deja.



Liy bis se pou mo kout ki nouvo.



Liy anana se pou mo long nou te etidye deja.



Liy chat se pou mo long ki nouvo.



Liy pwason se pou fraz.



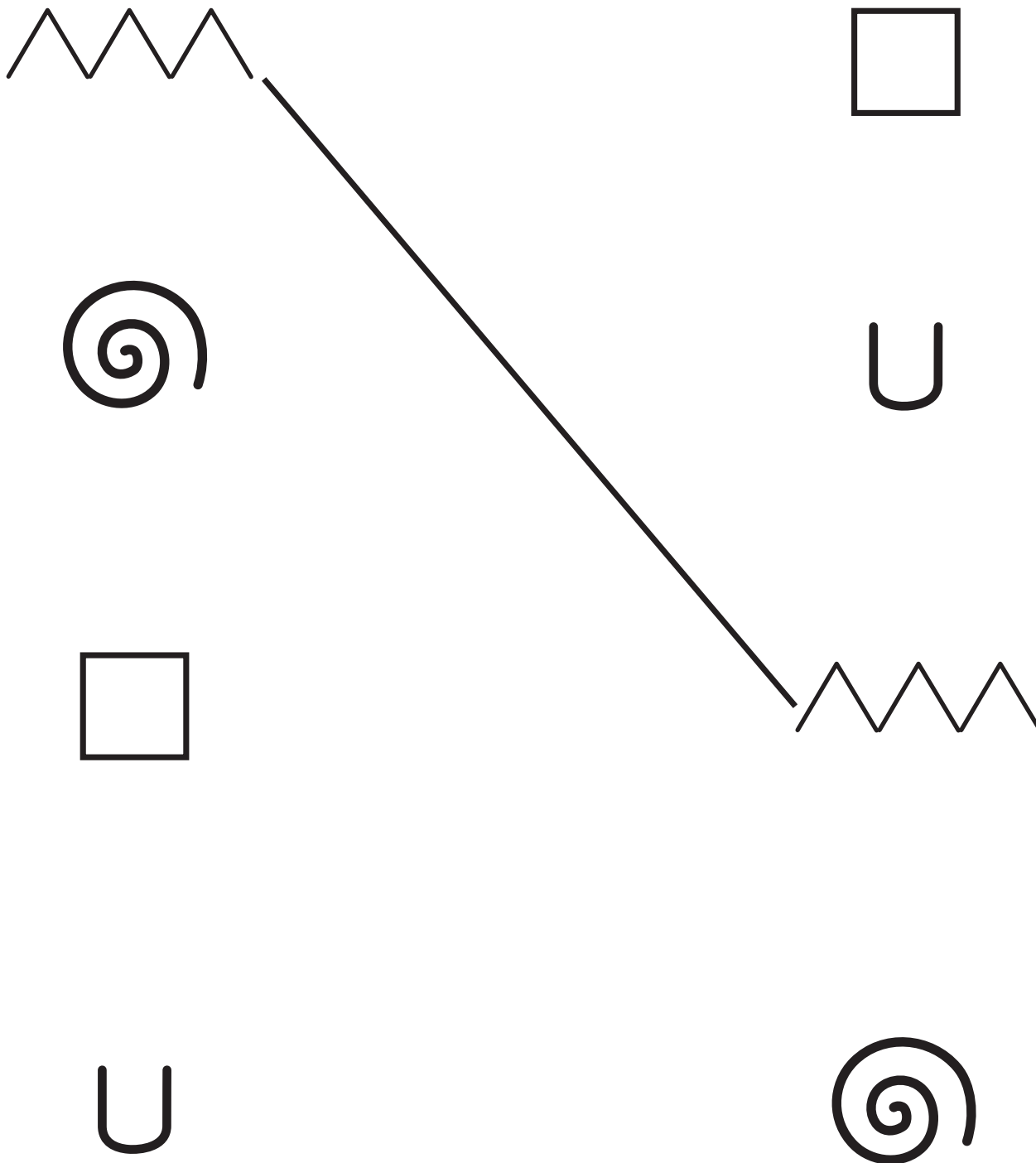
Oryantasyon 9

1. Desine fòm yo dapre modèl yo.




2. Konekte imaj ki sanble yo.

Oryantasyon 9



Oryantasyon 10


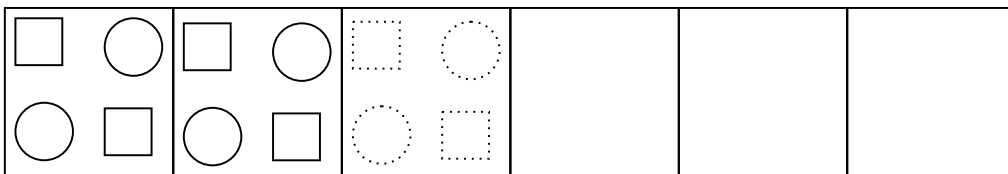
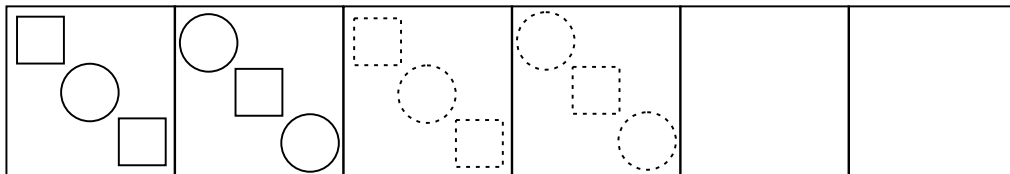
1. Desine fòm yo dapre modèl yo.



2. Gade desen an epi suiv eksplikasyon pwofesè a.

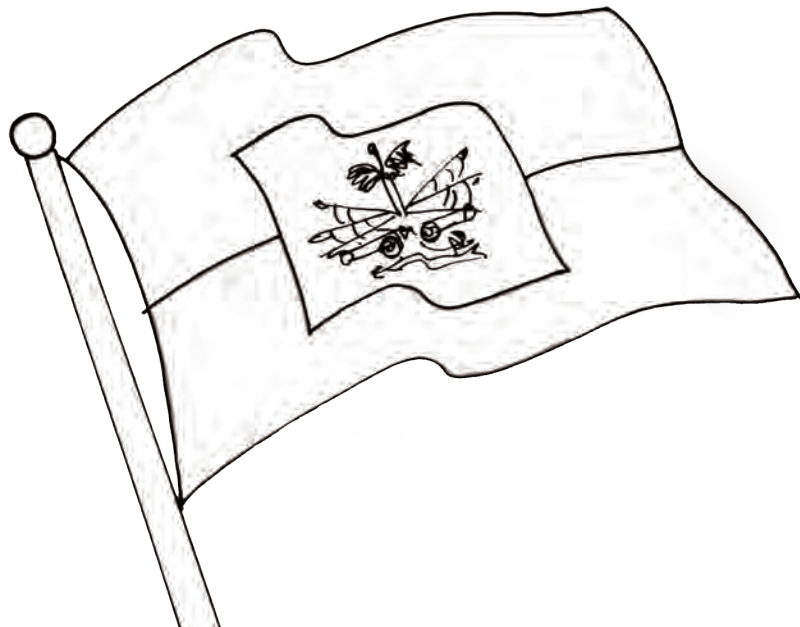



3. Kontinye desen yo.



Oryantasyon 11

1. Mete koulè, suiv eksplikasyon pwofesè a.



Oryantasyon 12

1. Mete koulè, suiv eksplikasyon pwofesè a.



Oryantasyon 12

2. Antoure lèt ki menm ak modèl la.

P


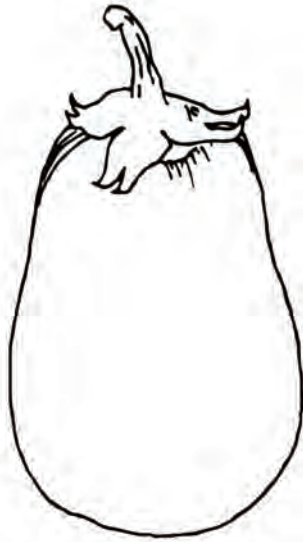
b P d P b d
d b P d P b

qbd dbb dbd qbd
bbq bqb qbd dbq

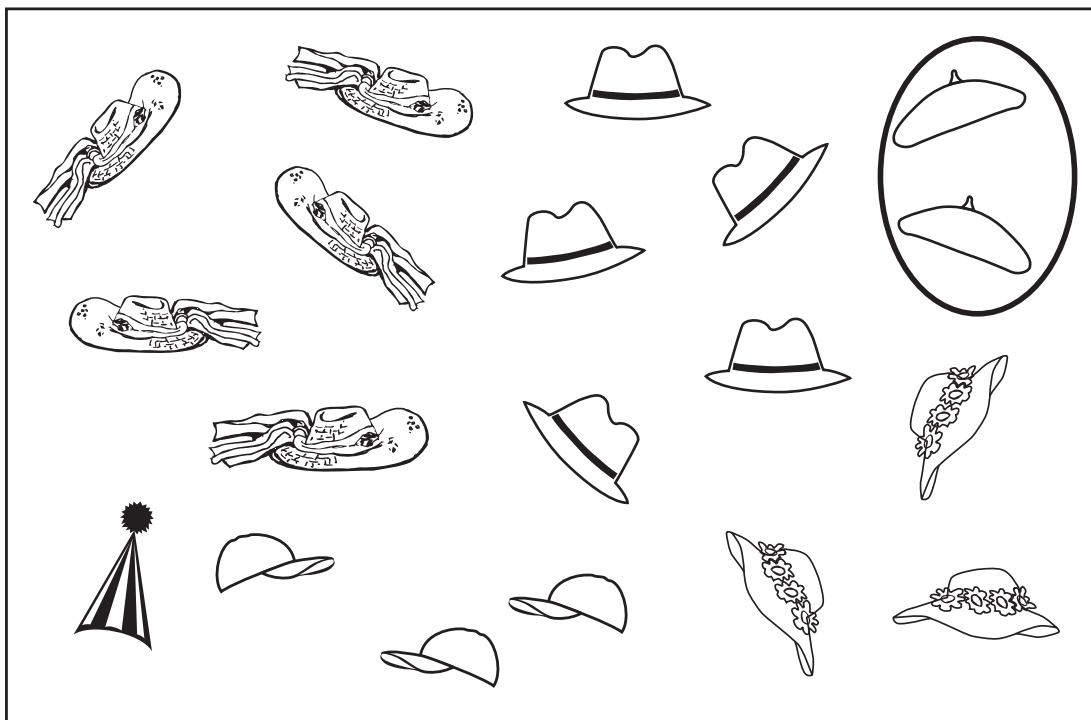


Oryantasyon 13

1. Mete koulè, suiv eksplikasyon pwofesè a.

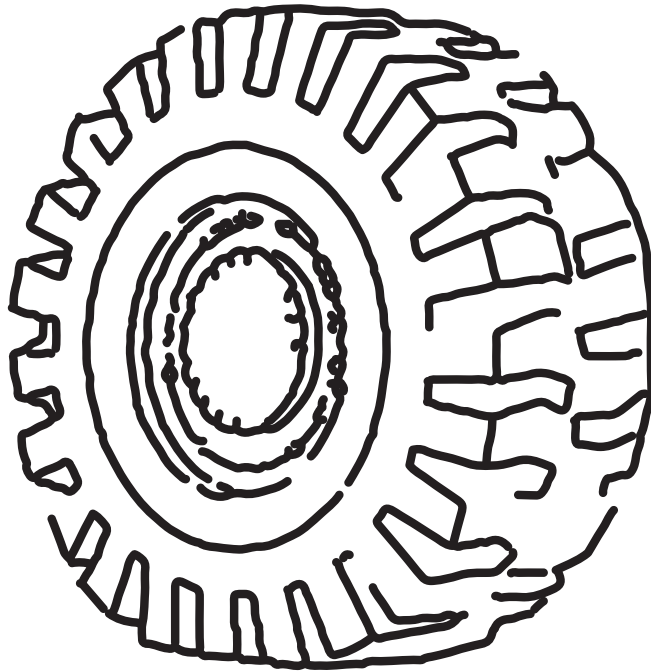


2. Antoure chak gwoup desen ki menm yo.









Oryantasyon 14

1. Mete koulè nan imaj sa a, suiv eksplikasyon mèt la.



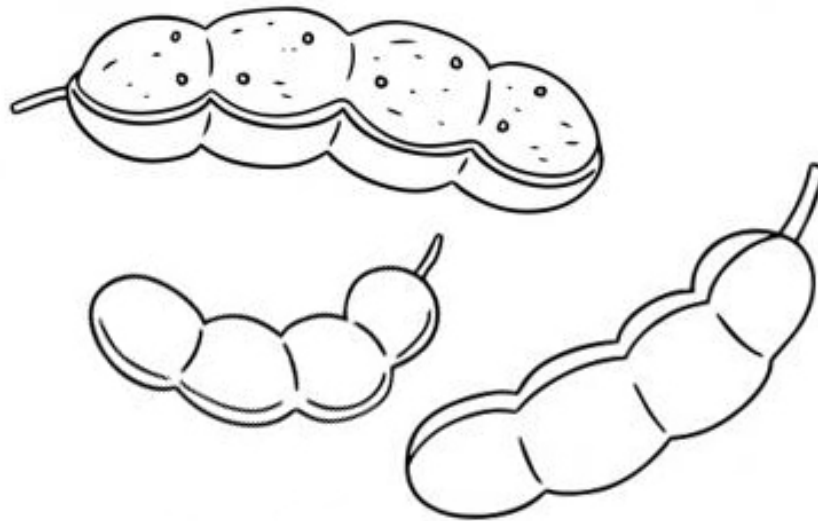
Oryantasyon 14

2. Mete koulè nwa nan kare yo epi fè yon kwa sou wonn ki gen koulè blan yo, suiv eksplikasyon mèt la.


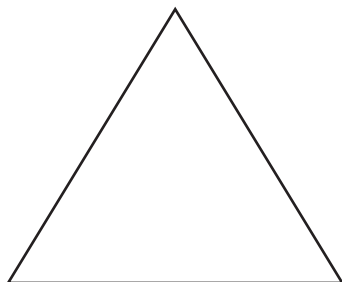
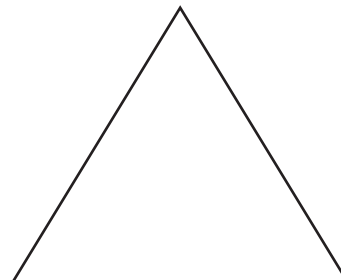


Oryantasyon 15


3. Mete koulè nan imaj sa a, suiv eksplikasyon pwofesè a.




4. Mete koulè gri sou triyang yo epi koulè mawon sou rektang yo, suiv eksplikasyon pwofesè a.




5. Gade imaj sa yo byen epi antoure 3 materyèl ou pi renmen.




Materyèl nan klas




chèz



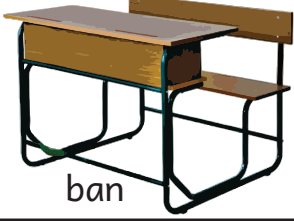
tablo



poubèl




biwo




ban


Founiti klasik




sakado




règ




bwat a lennch




katab




liv




kreyon koulè




kreyon



sizo





tay kreyon



kaye

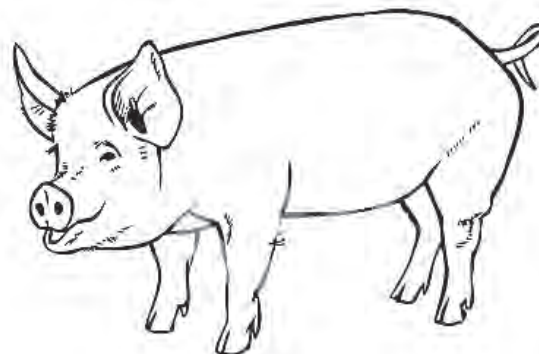





Fè desen materyèl ou antoure yo nan chak nan chak bwat sa yo.






Oryantasyon 16

1. Touche chak bèt epi fè kri yo.




2. Ede poul la jwenn mayi a.




Oryantasyon 17

1. Gade desen yo.

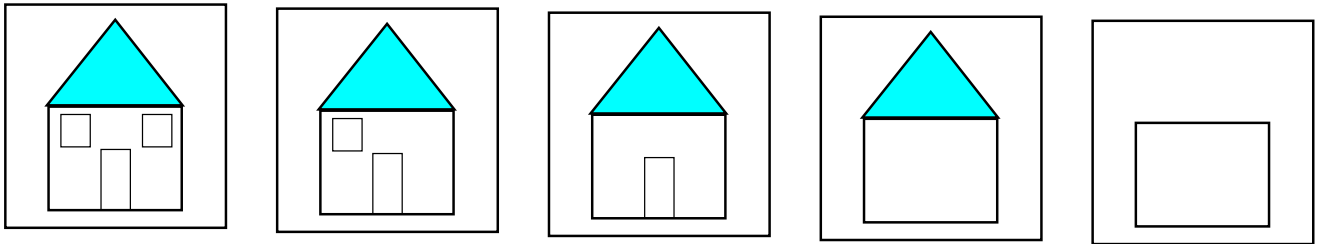



2. Suiv eksplikasyon mèt la pou ka mete desen yo nan lòd.



Oryantasyon 18

1. Konplete desen yo.

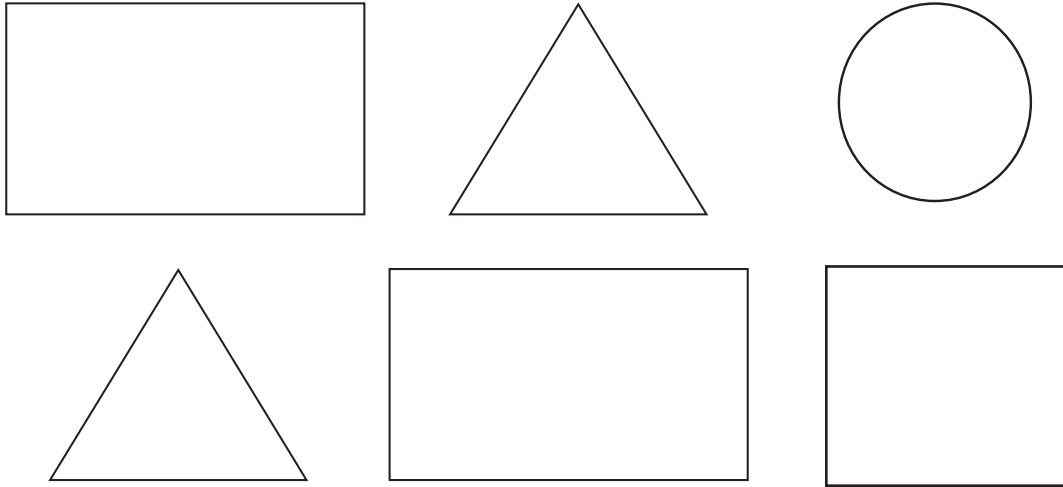


2. Ede zwazo a jwenn wout nich li.



Oryantasyon 19

1. Suiv eksplikasyon mèt la pou ka kolorye fòm sa yo.






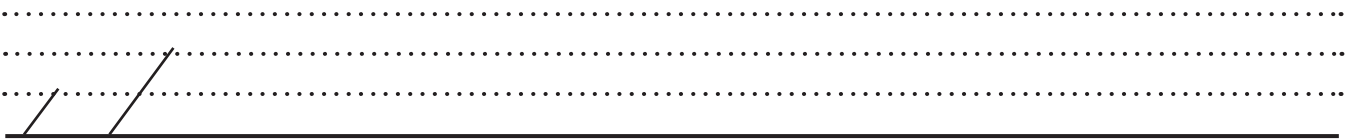
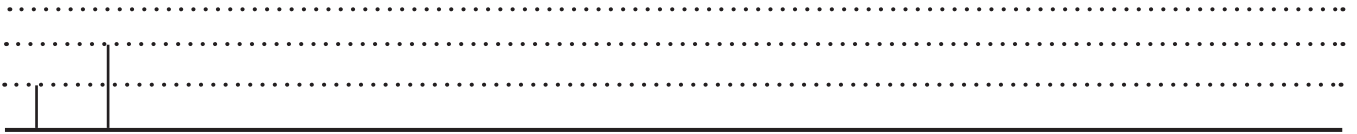


2. Suiv eksplikasyon mèt la pou ka idantifye pozisyon.



Oryantasyon 20

1. Suiv eksplikasyon mèt la pou ka trase liy ak fòm yo.



Leson 1 a

1- Antoure lèt ki menm ak sa ki agoch la.

a

a	r	e	d	b	a
e	l	a	a	j	p
a	r	d	o	a	i
p	a	n	a	w	e

Leson 1 a

2- Antoure lèt a miniskil yo.

a v a b l n z a a v
a a m n e v a w a a
v a b l a n z a a w
m a m n e v a w v a



3- Antoure imaj kote nou tande son /a/.



4- Antoure lèt miniskil **a** nan chak mo ki anba imaj yo.



avyon

anana

asyèt

alimèt



a

5- Kopye lèt yo sou liy kaye a.

a

a

a

a

a

a

a

a

a

a

a



a

6- Kopye lèt yo sou liy kaye a.

a

a

a

a

a


a

a



Leson 2 A

1- Antoure lèt ki menm ak sa ki agoch la.




O	R	A	D	U	P
A	L	I	P	A	P
P	R	A	O	E	A
P	A	N	A	U	E

2- Antoure lèt **A** majiskil yo.

A V A B L N Z A A V
A A M N E V A W A A
V A B L A N Z A A W
M A M N E V A W V A



3- Antoure imaj kote ou tande son /A/.

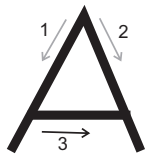


4- Antoure lèt majiskil **A** nan chak mo ki anba imaj yo.


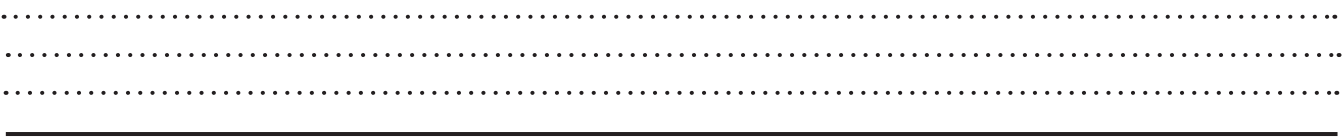


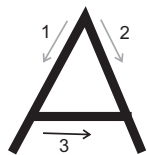
ⒶVYON ANANA ASYÈT ALIMÈT





5- Kopye lèt yo sou liy kaye a.





6- Kopye lèt yo sou liy kaye a.

A

A

A

Handwriting practice lines consisting of three sets of three horizontal lines (top, middle, bottom) with dotted lines between the middle and bottom lines.



1- Antoure lèt ki menm ak sa ki agoch la.



l	r	e	l	v	a
e	l	a	j	l	p
l	r	d	l	a	i
p	g	l	s	l	e

2- Antoure lèt l miniskil yo.

l b a z k y w l g l d a
 s w r l o i b v ch l l z
 v a b l a n z a a w
 m a m n e v a w v a



3- Antoure imaj kote nou tande son /l/.



4- Antoure lèt miniskil **l** nan chak mo ki anba imaj yo.




lìnèt



lanp



lapli



liv

Aktivite lib

.....

.....

.....

.....




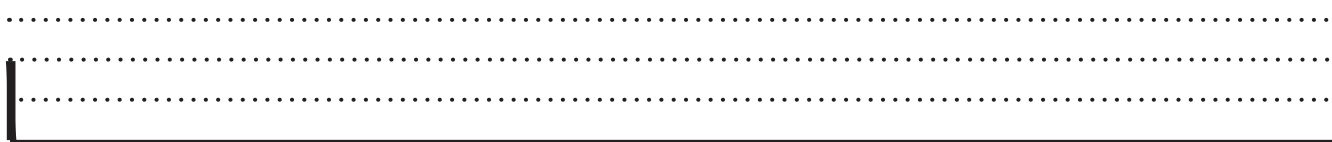
.....

.....





5- Kopye lèt ak mo yo sou liy kaye a.





6- Kopye lèt ak mo yo sou liy kaye a.

l

l

la

al

la

al

lala



Leson 4 L

1- Antoure lèt ki menm ak sa ki agoch la.



P	L	E	D	L	A
E	B	A	L	J	L
L	R	L	O	N	O
P	L	N	L	I	E

2- Antoure lèt **L** majiskil yo.

Ⓛ Z A Z I Y D W L G L D
S W R L O I V D C H L L Z
A A M N E V A W A A
V A B L A N Z A A W



3- Antoure lèt majiskil **L** nan chak mo ki anba imaj yo.



LINÈT



LANP



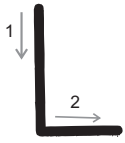
LAPLI



LIV

4- Antoure imaj kote ou tande son /l/.





5- Kopye lèt yo ak mo yo sou liy kaye a.

L L L L L

L

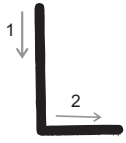
L

AL

LA

AL





6- Kopye mo yo ak fraz la sou liy kaye a.

La

Al

Lala

Lala al la.



Leson 5 Revizyon a A, I L

1- Konekte a miniskil ak A majiskil

a m n a v a w

A V A B L N A A

2- Kopye lèt yo sou liy kaye a.

a

A

I

L

Leson 5 Revizyon a A, I L



3- Kopye fraz yo sou liy kaye a.

Lala la.

Lala al la a.



Leson 6 i

1- Antoure lèt ki menm ak sa ki agoch la.



a	y	i	d	i	a
e	i	a	a	i	p
g	i	d	i	a	i
p	z	i	a	o	e

2- Antoure lèt **i** miniskil yo.

i b a i h y w i g i d a
s w r i o i b v ch i l z
i a b l i n z i a i
m a m n e v i w v a



3- Antoure imaj kote nou tande son /i/.



4- Antoure lèt miniskil **i** nan chak mo.




inifòm



pilon



izin



liv

Aktivite lib

.....

.....

.....

.....

.....

.....





5- Kopye lèt yo, mo yo ak fraz la sou liy kaye a.

i

i

li

Lili

Lila

Lili la.





6- Kopye lèt yo ak fraz la sou liy kaye a.

i

i

Lila al li.



Leson 7 I

1- Antoure lèt ki menm ak sa ki agoch la.

I

O	I	K	D	I	A
E	L	I	I	P	P
A	I	D	L	A	I
P	A	I	A	I	E

2- Antoure lèt **I** majiskil yo.

B A I H P W I G I D A
W R I O I B V C H I L Z
A M N E V A W I I
A B L A N Z I I W



3- Antoure lèt majiskil **I** nan chak mo.




INIFÒM



PILON



IZIN



LIV

4- Konekte chak lèt miniskil ak lèt majiskil li.

a

l

i

a

l

i

l

i

I

A

L

L

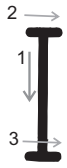
A

I

L

I





5- Kopye lèt ak mo yo sou liy kaye a.

I I I I I I I

I

I

LI

LILA

Blank handwriting lines for practice.





6- Kopye lèt la ak fraz yo sou liy kaye a.

I

Ila la.

Ila al li.



Leson 8 p

1- Antoure lèt ki menm ak sa ki agoch la.



p	r	e	p	s	a
k	l	p	a	j	p
a	p	t	p	a	i
p	a	n	a	p	e

Leson 8 p

2- Antoure lèt **p** miniskil yo.

p b a p k y w i p i d p
s p r i o p b v ch p l z
p p r i o i b v p i p z
p a b l i p n z a p i



3- Antoure imaj kote nou tande son /p/.



4- Antoure lèt miniskil **p** nan chak mo.




parapli



peny



pil



pòt

Aktivite lib

.....

.....

.....

.....

.....

.....





5- Kopye lèt ak mo yo sou liy kaye a.

p

p

p

p

p

p

pa

ap

papi





6- Kopye lèt la, mo a ak fraz la sou liy kaye a.

p

papa

Ali ap li.



Leson 9 P

1- Antoure lèt ki menm ak sa ki agoch la.

P

P	V	E	P	K	A
E	P	B	R	J	P
A	R	C	C	P	I
P	P	N	A	S	E

2- Antoure lèt P majiskil yo.

P B A P K Y W I P I D P
S P R I O P B V C H P L Z
P A M N P V A W I P
P L B L A P Z I I P



3- Antoure lèt majiskil **P** nan chak mo.



PARAPLI



PENY

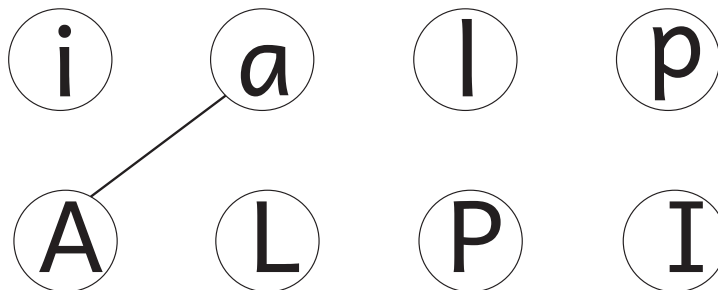


PIL



PÒT

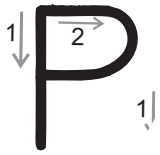
4- Konekte chak lèt miniskil ak lèt majiskil li.



5- Konekte mo ki menm.

- | | | |
|------|------|------|
| Papa | LILA | pali |
| Pip | LILI | lila |
| Pil | PALI | lili |
| Lila | PAPA | pip |
| Lili | PIP | pil |
| Pali | PIL | papa |





6- Kopye lèt yo, mo yo ak fraz la sou liy kaye a.

P P P P

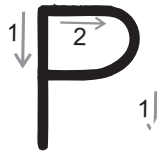
P

PA

PI

Papi pa la.





7- Kopye lèt yo ak fraz la sou liy kaye a.

P

P

Papa Ali pa la.



Leson 10 Revizyon i I, p P

1- Nwasi kare ki anba silab ki gen **p** yo.

pote
[] []

pale
[] []

pase
[] []

papi
[] []

2- Konekte mo ki sanble yo.

Papa lili PAPI

Lili papa — PAPA

Pal papi LILI


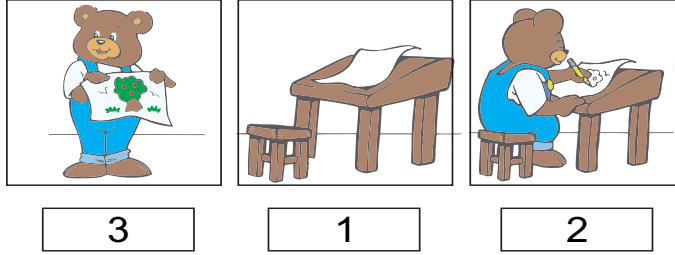
Papi pipa PIPA

Pipa pal PAL



3- Mete imaj yo nan lòd pou ou kreye yon istwa.

Egzanp



4- Kopye lèt yo, mo a ak fraz la sou liy kaye a.

I

P

Pip

Lila ap li.



1- Antoure lèt ki menm ak sa ki agoch la.



a	r	e	d	b	e
e	l	g	a	e	p
a	r	d	w	a	i
p	e	n	a	n	e

2- Antoure lèt **e** miniskil yo.

p **e** a e k y w e p e d p


e p r e o e b v f e l z g

e p r e o p b v e p e z

e p e i o i e v p i p m



3- Antoure imaj kote nou tande son /e/.



4- Antoure lèt miniskil **e** nan chak mo.



elèv



popè



manje



zye

5- Antoure mo ki ankadre a.

pil → laplipilalepalepilpelepilpapapipapilale

pale → laplipalepilalepalepilpelepilpapapipapilalepale

epi → lapliepipalepilalepalepilpeleepipilepalepapapepipapilaepi





6- Kopye lèt yo ak mo yo sou liy kaye a.

e e e e e

e

pe

epi

pale

Blank handwriting practice lines consisting of a solid top line, a dotted middle line, and a solid bottom line.





7- Kopye lèt yo ak fraz la sou liy kaye a.

e

e

Papa Ali ap pale.



Leson 12 E

1- Antoure lèt ki menm ak sa ki agoch la.

E

T	R	E	D	E	V
E	L	G	E	N	P
A	R	D	E	A	E
P	E	N	A	N	E

2- Antoure lèt **E** majiskil yo.

P **E** A E T Y W E P E D P

E P R E O E B V F E L Z

P A M N P V A W I P

E L B E A P Z P I P



3- Antoure lèt **E** majiskil nan chak mo.



ÈLÈV



ELIKOPTÈ



MANJE



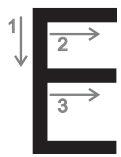
ZYE

4- Konekte lèt majiskil ki menm yo.

E	P
A	E
L	I
P	L
I	A

Aktivite lib





5- Kopye lèt yo, mo yo ak fraz la sou liy kaye a.

E E E E E E E

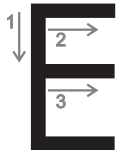
E

PE

Epi

Eli pa la.





6- Kopye lèt la ak fraz yo sou liy kaye a.

E

Eli ap li.

Papa Eli pale.



Leson 13 n

1- Antoure lèt ki menm ak sa ki agoch la.

n


r	n	e	r	n	s
e	n	r	n	r	s
a	v	n	z	n	r
n	n	è	r	è	n

2- Antoure lèt **n** miniskil yo.

n b a n e n y w n p i d n
s n r i o n b v n p l z f
n o u s n a n a n e n t s n
è s n n m v n è o u t n



3- Antoure imaj kote nou tande son /n/.



4- Antoure lèt miniskil **n** nan chak mo ki anba imaj yo.



ne



nich



nat



kònè

Aktivite lib

.....

.....

.....

.....

.....

.....

.....

.....

.....



n

5- Kopye lèt yo ak mo yo sou liy kaye a.

n n n n n

n

ne

nap

lalin

nana



n

6- Kopye lèt la, mo a ak fraz la sou liy kaye a.

n

Lina

Lina pile Ani.



Leson 14 N

1- Antoure lèt ki menm ak sa ki agoch la.

N

R	N	E	R	N	S
E	L	R	N	R	N
N	V	N	Z	T	R
S	N	È	R	N	E

Leson 14 N

2- Antoure lèt N majiskil yo.

N B A N B Y W N P I D N
S N R I O N B V N P L Z F
N O U S N A N E N T N N
È N S N M V N È N T N



3- Antoure lèt **N** majiskil yo.



NE



NICH



NAT



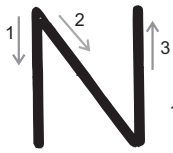
KÒNÈ

4- Konekte mo ki menm yo.

ne	Lina	LINA
nap	Pale	PAPA
epi	Papa	PALE
papa	Epi	NE
pale	Nap	NAP
lina	Ne	EPI

Aktivite lib





5- Kopye lèt yo, mo a ak fraz yo sou liy kaye a.

N N N N N N

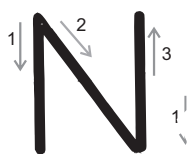
N

Ne

Nana ap pale.

Nina ap li.





6- Kopye lèt yo ak fraz yo sou liy kaye a.

N

N

Neli pa la.

Nina epi Neli pa la.



Leson 15 Revizyon e E, n N

1- Ranje lèt yo nan lòd pou ou ekri yon mo ou konnen.

pale ali lala papa

i A l

Ali _____

a p p a

l a a l

p l e a

2- Antoure mo ki sanble ak mo ki ankadre a.

nap → alipalenaplinalepilenaplinaelinapepelelaplinap

pile → pilealipalepilenaplinapilealepilenaplinaelinapepilelaplinap

epi → lapliepipalepilalenalapilpelnepipilepalepilepanapepipapilalepepi

anana → epileananapileapinananalaplieplenananapilenappananaepiale

3- Kopye fraz sa a.

Ana ap li anpil.



4- Dikte (siv eksplikasyon pwofesè a.)

.....

.....

.....

.....

.....

.....

.....

.....

.....

.....

.....

.....

.....

.....

.....

.....

.....

.....

.....

.....

.....

.....

.....

.....

.....

.....

.....

.....

.....

.....



Leson 16 m

1- Antoure lèt ki menm ak sa ki agoch la.

m

a	m	e	m	t	e
e	l	p	a	e	p
a	n	m	w	a	m
p	m	n	a	m	e

2- Antoure lèt **m** miniskil yo.

p **m** a p k m w i p m d f

s p m i o m b v m p l m

z p m e m p b v e p e m

e m e m o i m v p p i m



3- Antoure imaj kote nou tande son /m/.



4- Antoure lèt miniskil **m** nan chak mo.



mab



men



moto



mòn

Aktivite lib

.....

.....

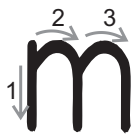
.....

.....

.....

.....





5- Kopye lèt la ak mo yo sou liy kaye a.

m m m m m

ma

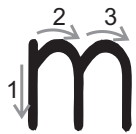
lam

mil

mele

pami





6- Kopye lèt la, mo a ak fraz la sou liy kaye a.

m

mimi

Emil pale a papa li.



Leson 17 M

1- Antoure lèt ki menm ak sa ki agoch la.



M	R	E	M	K	E
E	L	M	A	M	P
M	R	D	T	A	M
P	M	N	M	N	E

2- Antoure lèt **M** majiskil yo.

P **M** A P K M W I P M D F
S P M I O M B V M P L M
Z P M E M P B V E P E M
E M E M O I M V P P I M



3- Antoure lèt **M** majiskil yo.



MAB



MEN



MOTO



MÒN

4- Konekte chak lèt miniskil ak lèt majiskil li.

l m e p a i n

M E L A P N I

Aktivite lib

.....

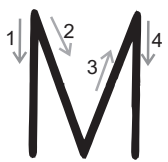
.....

.....

.....

.....





5- Kopye lèt yo, mo a ak fraz la sou liy kaye a.

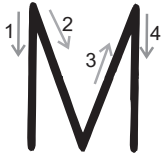
M M M M M

M

Mama

Meli ap li.





6- Kopye fraz yo sou liy kaye a.

Mali ap eple anpil.

Papa Ali ap pale.



Leson 18 an

1- Antoure lèt ki menm ak sa ki agoch la.

an

an	r	an	a	m	e
e	an	g	an	e	p
an	r	d	w	an	i
p	an	n	an	n	e

Leson 18

2- Antoure lèt **an** miniskil yo.

p b an p t an w an p an p


s an r i o an b v ch an l z

an p m e m a b an e p an m

an m e an o i m v p p an m



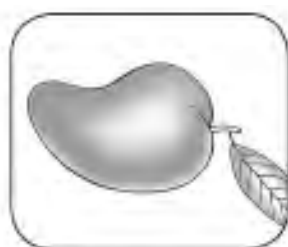
3- Antoure imaj kote nou tande son /an/.



4- Antoure lèt miniskil an nan chak mo.




piman



mango



manman



plant

5- Antoure mo ki sanble ak mo ki ankadre a.

manman → manmanalinapalemanmanpapaelimanmaneplelapi

mimi → nanpanmimimalepalemimipapimanmanmimiale mimi

pami → manmanpamilaplipamieplemanmanpamialepamimipa

piman → alepimanplemanpimanalepapamanmanpimanmimi





5- Kopye lèt yo ak mo yo sou liy kaye a.

an an an an

an

pan

lan

elan

Blank handwriting lines for independent practice.





6- Kopye lèt la, mo a ak fraz la sou liy kaye a.

an

manman

Ali pile piman.



Leson 19 AN

1- Antoure lèt ki menm ak sa ki agoch la.

AN

AN	E	D	AN	E
E	AN	N	E	P
AN	R	W	AN	I
P	AN	N	AN	N

2- Antoure lèt **AN** majiskil yo.

B P AN P D AN W I P AN P

S AN R I O AN B V CH AN L

AN P M E M A B AN E P AN

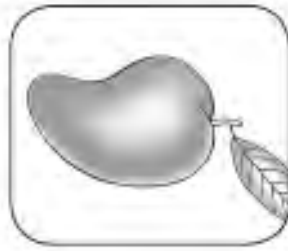
AN M E AN O I M V P P AN



3- Antoure lèt **AN** majiskil yo.




PIMAN



MANGO



MANMAN



PLANT

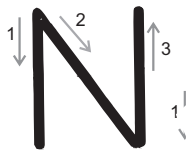
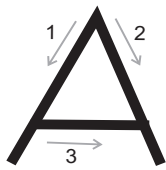
4- Konekte chak lèt miniskil ak lèt majiskil li.

an l m e an p a n

N M L E AN A P AN

Aktivite lib






5- Kopye lèt yo ak fraz la sou liy kaye a.

AN AN AN

AN

Anpil piman pile.





6- Kopye lèt la ak fraz la sou liy kaye a.

AN

Emil pale anpil.



Leson 20 Revizyon m M, an AN

1- Nwasi kare ki anba silab ki gen son /an/ yo

anpil <input type="checkbox"/> <input type="checkbox"/>	piman <input type="checkbox"/> <input type="checkbox"/>	nannan <input type="checkbox"/> <input type="checkbox"/>	elan <input type="checkbox"/> <input type="checkbox"/>	manmi <input type="checkbox"/> <input type="checkbox"/>
--	--	---	---	--

2- Konekte mo ki sanble yo

elan

MANMI

pami

ELAN

manmi

EPI

nannan

PAMI

epi

NANNAN



3- Dikte (suiv eksplikasyon pwofesè a.)

.....
.....
.....

.....
.....
.....

.....
.....
.....

.....
.....
.....

.....
.....
.....

.....
.....
.....

.....
.....
.....

.....
.....
.....



Leson 21 t

1- Antoure lèt ki menm ak sa ki agoch la.

t

a	t	e	d	t	e
e	l	t	a	e	t
a	t	d	w	t	i
t	e	n	t	n	e

2- Antoure lèt **t** miniskil yo.

t b a t n y w t p i d t


s t r i o t b v t p l z f

p m e t a b a n e p t m

m e o i m v p l t t m



3- Antoure imaj kote nou tande son /t/.



4- Antoure lèt miniskil **t** nan chak mo.



tab



tiyo



tenis



tèt

Aktivite lib

.....

.....

.....

.....

.....

.....





5- Kopye lèt la ak mo yo sou liy kaye a.

t t t

ti

tant

mete

matant





6- Kopye lèt la ak fraz yo sou liy kaye a.

t t t

Lina te li.

Ana te pile tapi a.



Leson 22 T

1- Antoure lèt ki menm ak sa ki agoch la.

T

A	T	W	D	T	E
E	L	T	A	G	T
N	T	D	W	T	I
T	E	N	T	N	E

2- Antoure lèt T majiskil yo.

T

B A T N Y W T P I D T

S T R I O T B V T P L Z F

P M E T A B A N E P T M

M E O I M V P L T T M



3- Antoure lèt majiskil **T** nan chak mo.



TAB



TIYO



TENIS



TÈT

4- Konekte chak lèt miniskil ak lèt majiskil li.

l m e p t i n

M E L T P N I

Aktivite lib

.....

.....

.....

.....

.....





5- Kopye lèt yo ak fraz yo sou liy kaye a.

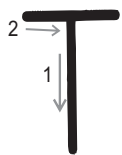
T T T T T T T

T

Tati te li anpil.

Tina epi Tati te li.





6- Kopye fraz yo sou liy kaye a.

Tina pa manti.

Anita, mete pate a la.



Leson 23 Konbinezon lèt - pl

1- Kopye fraz yo.

Leson 23 Konbinezon lèt - pl

Plante plis lam.

Plim Ana a pa la.



2- Dikte (suiv eksplikasyon pwofesè a.)

.....
.....
.....

.....
.....
.....

.....
.....
.....

.....
.....
.....

.....
.....
.....

.....
.....
.....

.....
.....
.....

.....
.....
.....



Peryòd Revizyon Leson 24

1- Nwasi kare ki anba silab ki gen son / **pl**/ yo

plane

lapli

eple

plante

2- Konekte mo ki menm yo

elan

MANMI

pami

ELAN

manmi

EPI

nannan

PAMI

epi

NANNAN



Peryòd Revizyon Leson 25

1- Dikte (suiv eksplikasyon pwofesè a.)

.....
.....
.....

.....
.....
.....

.....
.....
.....

.....
.....
.....

.....
.....
.....

.....
.....
.....

.....
.....
.....









Peryòd Revizyon Leson 26

1- Konekte mo ki menm yo.

pla	■	■	Lapli	■	■	Eple
EPLE	■	■	PLIM	■	■	PLA
lapli	■	■	Eple	■	■	plim
Plim	■	■	Pla	■	■	LAPLI

2- Chwazi mo ki reprezante imaj la.

 patat (piman) lam	 pile tape mate	 pat pil tant
 nat pate lapli	 pip plim piman	 ne mant piti



Peryòd Revizyon Leson 27

1- Nwasi kare ki anba silab ki gen **pl** yo.

plati <input type="checkbox"/> <input type="checkbox"/>	lapli <input type="checkbox"/> <input type="checkbox"/>	eple <input type="checkbox"/> <input type="checkbox"/>	peple <input type="checkbox"/> <input type="checkbox"/>
--	--	---	--

2- Dikte (suiv eksplikasyon pwofesè a.)

.....
.....
.....

.....
.....
.....

.....
.....
.....


.....
.....
.....

.....
.....
.....

.....
.....
.....



1- Antoure lèt ki menm ak sa ki agoch la.



r	o	e	r	o	s
e	l	o	o	R	s
o	v	r	z	t	o
s	o	è	r	o	e

2- Antoure lèt O miniskil yo.

t b a o m y w o p i d o
s o r i o b s v t o l z f
y t a t n y w b t i d t
s t r i o t b v y t l z t




3- Antoure imaj kote nou tande son /O/.



4- Antoure lèt miniskil O nan chak mo.



gato



towo



bato



moto

Aktivite lib





5- Kopye lèt yo ak mo yo sou liy kaye a.

o



o

loto

moto





6- Kopye lèt la ak fraz yo sou liy kaye a.


O

Ana pito oto.

Polo pote plim nan.



1- Antoure lèt ki menm ak sa ki agoch la.



R	Y	E	O	È	O
O	L	O	È	R	S
A	O	R	Z	O	R
S	R	O	O	È	E

2- Antoure lèt O majiskil yo.


T B A **O** M Y W O P I D O
 S O R I O B S V T O L Z F
 Y T A T N Y W B T I D T
 S T R I O T B V Y T L Z T



3- Antoure lèt majiskil **O** nan chak mo.



GAT**O**



TOW**O**



BAT**O**



MOT**O**


4- Konekte chak lèt miniskil ak lèt majiskil li.

o l m t p a an

M L O AN P T A

Aktivite lib





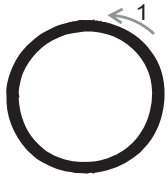
5- Kopye lèt la ak fraz yo sou liy kaye a.

Handwriting practice lines. The first line contains three circles: a solid one, a dashed one, and a dotted one. Below are several sets of blank handwriting lines for practice.

Oto Emil la pa pati.

Lola ap plante piman.





6- Kopye fraz yo sou liy kaye a.

Polo pati nan oto a.

Ana pote plato piman an.



Leson 30 OU

1- Antoure lèt ki menm ak sa ki agoch la.

ou

ou	t	an	d	ou	e
e	ou	t	ou	e	t
a	t	ou	w	ou	i
t	ou	n	ou	n	e

2- Antoure lèt **ou** miniskil yo.

d **ou** a t ou y w ou p i d

ou t r i o t b v ou p l z f

p ou e t a ou an e p t ou





ou e ou i m v p l ou t m



3- Antoure imaj kote nou tande son /OU/.



4- Antoure lèt miniskil **ou** nan chak mo.

			
kalal <u>ou</u>	kawotchou	chou	bouch

Aktivite lib

.....

.....

.....

.....

.....

.....



ou

5- Kopye lèt yo ak mo yo sou liy kaye a.

ou ou ou ou ou

ou

toutou

toupatou



ou

6-Kopye fraz yo sou liy kaye a.

Loup Ema a la a.

Poul Loulou a ale.



Leson 31 OU

1- Antoure lèt ki menm ak sa ki agoch la.

OU

AN	OU	UI	S	T	UI
UI	L	OU	AN	UI	S
A	UI	D	UI	OU	I
S	OU	ON	T	S	UI

2- Antoure lèt **OU** majiskil yo.


D **OU** A T OU Y W OU P I D
OU T R I O T B V OU P L Z
P OU E T A OU AN E P T OU
OU E OU I M V P L OU T M



3- Antoure lèt majiskil **OU** nan chak mo.



KALAL**OU**



KAWOT**CHOU**



CHOU



BOUCH

4- Konekte chak lèt miniskil ak lèt majiskil li.

ou o l m t p an

M L O OU P T AN

Aktivite lib

.....

.....

.....

.....

.....





5- Kopye lèt yo ak fraz yo sou liy kaye a.

OU OU OU

OU

Tout moun la.

Ou pa pale anpil.





6- Kopye fraz sa a sou liy kaye a.

Loulou pa pile Natou.

Handwriting practice lines consisting of multiple sets of three horizontal lines (top, middle, bottom) with a dotted line in the middle, providing a guide for letter height and placement.



Leson 32 Revizyon o O, ou OU

1- Ranje lèt yo nan lòd pou ou ekri yon mo ou konnen.

ali papa lala

i a l

ali

a p p a

l a a l

2- Kopye fraz yo sou liy kaye a.

Lila ap pile piman.

Pope Ema a la.



3- Dikte (siv eksplikasyon pwofesè a)

.....

.....

.....

.....

.....

.....

.....

.....

.....

.....

.....

.....

.....

.....

.....

.....

.....

.....

.....

.....

.....

.....

.....



1- Antoure lèt ki menm ak sa ki agoch la.

S

a	s	e	s	t	e
e	l	s	a	e	s
a	s	d	s	t	i
s	e	n	t	s	e

2- Antoure lèt S miniskil yo.

z b a (s) n y w s p i d s

s t r i o s b v t s l z f

s ou s t a s an e p t s

ou s s i m v s l ou t m



3- Antoure imaj kote nou tande son /S/.



4- Antoure lèt miniskil **S** nan chak mo.



solèy



sak



sèt



pous

Aktivite lib

.....

.....

.....

.....

.....

.....



S¹

5- Kopye lèt yo, mo a ak fraz la sou liy kaye a.

s s s s s

s

plise

Tami pile tas la.



S¹

6- Kopye fraz yo sou liy kaye a.


Plas Mina a la.

Ana ap touse anpil.



Leson 34 S

1- Antoure lèt ki menm ak sa ki agoch la.



A	S	E	S	T	E
E	L	S	A	E	S
A	S	D	S	T	I
S	E	N	T	S	E

2- Antoure lèt **S** majiskil yo.

Z B A **S** N Y W S P I D S
S T R I O S B V T S L Z F
S O U S T A S A N E P T S
O U S S I M V S L O U T M



3- Antoure lèt majiskil **S** nan chak mo.



SOLÈY



SAK



SÈT



POUS

4- Konekte chak lèt miniskil ak lèt majiskil li.

m o l s p an

M L O P S AN

Aktivite lib

.....
.....
.....
.....
.....
.....



S

5- Kopye lèt la, mo a ak fraz yo sou liy kaye a.

S S S S S

Sis

Lina pase la.

Sami ap pase plat la.



S

6- Kopye lèt la ak fraz yo sou liy kaye a.

S

Tas Sami an sal.

Emil, lanp la pa sou tab la.



Leson 35 è

1- Antoure lèt ki menm ak sa ki agoch la.

è

a	s	è	s	t	è
è	l	s	a	è	s
a	s	d	s	t	i
s	è	n	t	s	è

2- Antoure lèt è miniskil yo.

è b a è z y w è p i d t
s t è i o è b v è p l z è
è ou s t a s an e p t s è
è s s è m v s è ou t è



3- Antoure imaj kote nou tande son /è/ yo.



4- Antoure lèt miniskil è nan chak mo.




kè



tèt



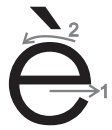
sèt



sèpèt

Aktivite lib





5- Kopye lèt yo, mo a ak fraz la sou liy kaye a.

è

è

è

è

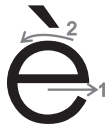
è

è

sè

Pamela ap pale nèt ale.





6- Kopye lèt la ak fraz yo sou liy kaye a.

è

Mèt la ap pale.

Ana mete pous li anlè.



Lesson 36 È

1- Antoure lèt ki menm ak sa ki agoch la.

È	A	È	E	S	È	S
	E	L	È	È	E	S
	A	È	D	S	T	È
	S	E	È	T	È	E

2- Antoure lèt È majiskil yo.

È B A È N Y W È P I D T
S T È I O È B V È P L Z È
È O U S T A S A N E P T S È
È S S È M V S È O U T È



3- Antoure lèt majiskil È nan chak mo.



KÈ



TÈT



SÈT



SÈPÈT

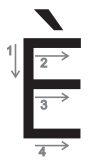
4- Konekte chak lèt miniskil ak lèt majiskil li.

l o è s p an

È L O P S AN

Aktivite lib





5- Kopye lèt yo ak mo yo sou liy kaye a.

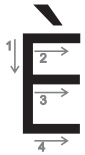
È È È

È

TÈT

Mèt





6- Kopye lèt la, mo a ak fraz yo sou liy kaye a.

È

TÈT

Ana lasèt ou a atè a.

Manman nou mete linèt ou a la.



Leson 37 Revizyon s S, è È

1- Nwasi kare ki anba silab ki gen son / è / yo.

talè <input type="checkbox"/> <input type="checkbox"/>	anlè <input type="checkbox"/> <input type="checkbox"/>	malè <input type="checkbox"/> <input type="checkbox"/>	lasèt <input type="checkbox"/> <input type="checkbox"/>	atè <input type="checkbox"/> <input type="checkbox"/>
---	---	---	--	--

2- Konekte mo ki menm yo.

panse

mèt

atè

lasèt

touse

MÈT

PANSE

LASÈT

TOUSE

ATÈ



3- Konekte mo ki sanble yo.

atè ■	■ touse ■	■ Touse
PANSE ■	■ LASÈT ■	■ ATÈ
lasèt ■	■ Atè ■	■ panse
touse ■	■ PANSE ■	■ LASÈT

4- Kopye fraz la sou liy kaye a.

Mèt la mete lasèt la atè.

.....

.....

.....

.....

.....

.....

.....

.....


.....

.....



Leson 38 k

1- Antoure lèt ki menm ak sa ki agoch la.



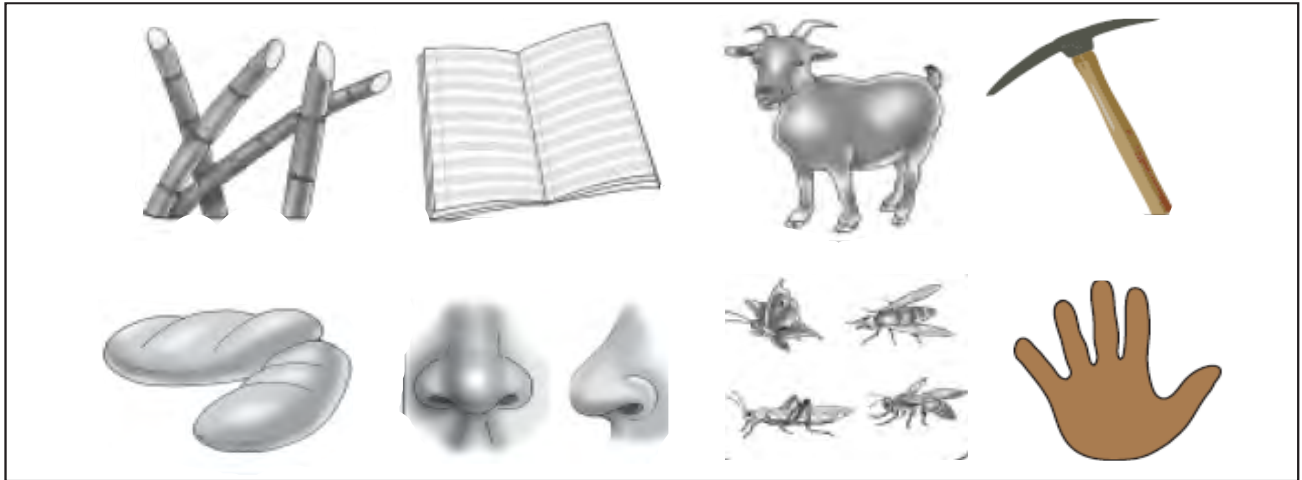
a	k	f	k	è	s
k	l	g	m	k	s
a	k	d	s	t	k
s	è	g	k	n	e

2- Antoure lèt **k** miniskil yo.

k b a k n y w k p i d k
s k r i o k b v t p k z f
k o u s k a s k e p k s k
k s s k m v s k o u t k



3- Antoure imaj kote nou tande son /k/ yo.



4- Antoure lèt miniskil **k** nan chak mo.



kann



kaye



kabrit



pikwa

Aktivite lib

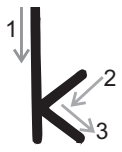
.....

.....

.....

.....





5- Kopye lèt yo ak mo yo sou liy kaye a.

k k k k k

k

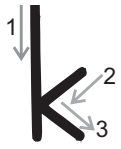
kan

kepi

koulè

kalite





6- Kopye fraz yo sou liy kaye a.


Ali kole pous li.

Tina ak Eli ap pale.



Leson 39 K

1- Antoure lèt ki menm ak sa ki agoch la.



K	È	E	K	È	S
E	L	K	F	K	S
A	È	D	K	T	K
S	K	È	T	K	E

2- Antoure lèt **K** majiskil yo.

Ⓚ B A K N Y W K P I D K
S K R I O K B V T P K Z F
K O U S K A S K E P K S K
K S S K M V S K O U T K



3- Antoure lèt majiskil **K** nan chak mo.



KANN



KAYE



KABRIT



PIKWA

4- Konekte chak lèt miniskil ak lèt majiskil li.

s o è a l p k

È L O K A S P

Aktivite lib

.....

.....

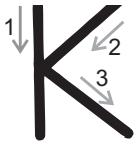
.....

.....

.....

.....





5- Kopye lèt yo ak mo yo sou liy kaye a.

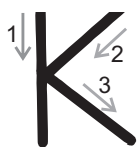
K K K K K K K

K

Kepi

Kantite





6- Kopye lèt la ak fraz yo sou liy kaye a.

K

Kati kite pil la.

Keti kale kalalou a.

Mete lanp lan sou tapi a.



Leson 40 en

1- Antoure lèt ki menm ak sa ki agoch la.

en

a	en	d	s	en	s
en	l	en	on	e	s
ch	an	en	s	en	è
s	en	ou	t	en	e

2- Antoure lèt **en** miniskil yo.

en b a en ch y w en p on

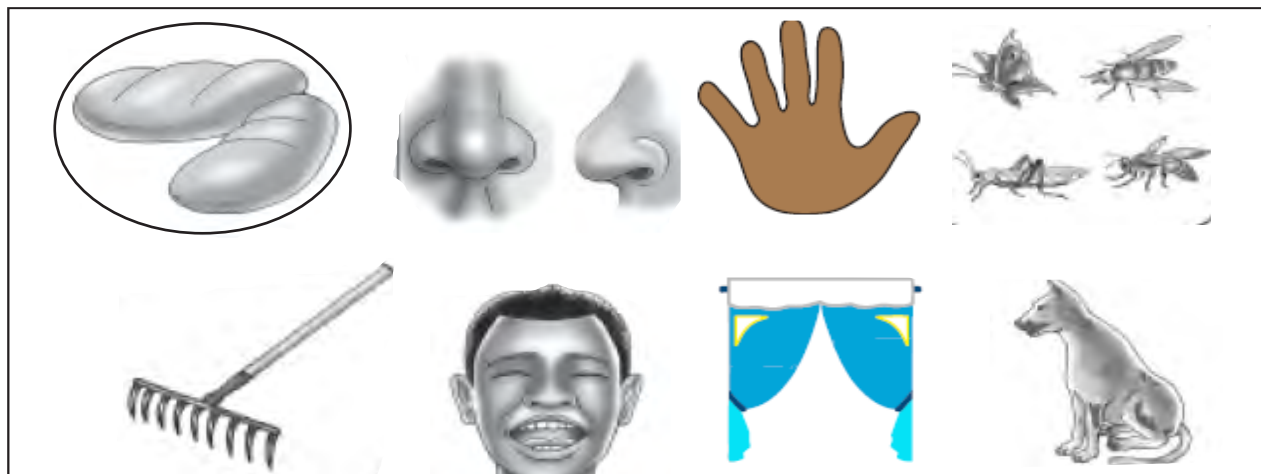
s en an i o en ou v t en l

k en s k e s k en p k en k

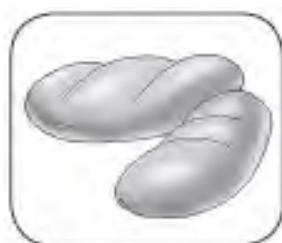
en s s k m v s k ou t en



3- Antoure imaj kote nou tande son /en/ yo.



4- Antoure Lèt miniskil **en** nan chak mo.




pen



nen



ensèk



men

Aktivite lib

.....

.....

.....

.....

.....

.....






5- Kopye lèt yo, mo a ak fraz la sou liy kaye a.

en en en en en

en

men

Maten an Ana ap li.





6- Kopye mo a ak fraz la sou liy kaye a.

senk

Men senk pen la a.



Leson 41 EN

1- Antoure lèt ki menm ak sa ki agoch la.

EN

A	EN	E	S	EN	S
EN	L	EN	O	È	E S
A	EN	D	S	EN	
S	EN	È	T	EN	

2- Antoure lèt **EN** majiskil yo.

EN B A EN Z Y W EN P I D

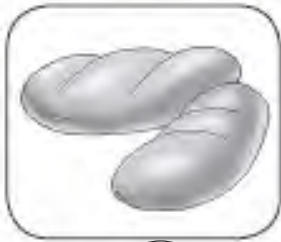
S EN R I O EN B V T EN L Z

K EN S K E S K EN P K EN K

EN S S K M V S K OU T EN



3- Antoure lèt majiskil **EN** nan chak mo.




PEN



NEN



ENSÈK



MEN

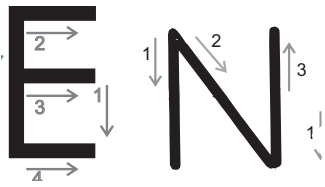
4- Konekte chak lèt miniskil ak lèt majiskil li.

s o è en l p k

È L O K L S EN P

Aktivite lib





5- Kopye lèt "en" ak mo yo sou liy kaye a.

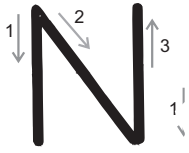
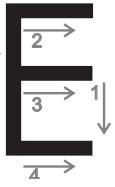
EN EN EN

EN

PEN

MATEN





6- Kopye lèt "en" ak fraz yo sou liy kaye a.

EN

Maten an Mina ap pale.

Plen ensèk nan lakou a.



Leson 42 Revizyon k, K, en EN

1- Antoure mo ki reprezante imaj la.




kasèt pens lam



nen tèt men

5

sèt sis senk



malèt sak kaye



diri pate pen

1

en kat sèt

2- Ranje lèt yo nan lòd pou ou ekri yon mo ou konnen.

Lila, moulen, kasèt, pèlen

L i a l
 en m l ou
 è s k a t
 pl è en

Lila _____



3- Mete mo yo nan lòd pou ou fòme fraz menm jan ak modèl sa a.

pile - Lila- ap- piman.

ensèk.-a-plen-Lakou

sou - Pen - plat - an- la.



Leson 43 r

1- Antoure lèt ki menm ak sa ki agoch la.

r

a	y	r	g	r	n
w	r	c	z	k	r
an	b	d	r	ou	r
r	j	r	f	è	e

2- Antoure lèt **r** miniskil yo.

r b a r p y w r p i d r
s t r i o r b v r p l z f
r r s k e s k e n r r e n r
e n r s k r v s e o u t r



3- Antoure imaj kote nou tande son /r/ yo.



4- Antoure lèt miniskil **r** nan chak mo.



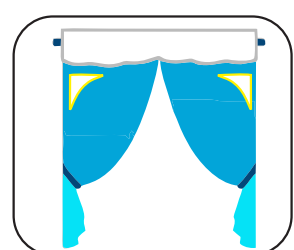
rat



rato



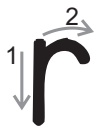
ri



rido

Aktivite lib





5- Kopye lèt yo ak fraz yo sou liy kaye a.

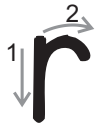
r r r r r

r

Ali ap ri anpil.

Anita pa rete la.





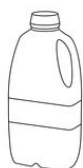
6- Kopye mo yo ak fraz la sou liy kaye a.

ra

rat

retire

Timoun, pa kouri nan lakou a.



Leson 44 R

1- Antoure lèt ki menm ak sa ki agoch la.



R	Y	E	R	È	S
E	L	R	È	R	S
A	V	R	Z	T	R
S	R	È	R	È	E

2- Antoure lèt **R** majiskil yo.

Ⓡ B A R L Y W R P I D R

S T R I O R B V R P L Z F

R R S K E S K E N R R E N R

E N R S K R V S E O U T R



3- Antoure lèt majiskil **R** nan chak mo.



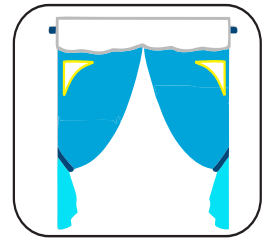
RAT



RATO



RI



RIDO

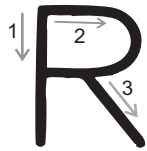
4- Konekte chak lèt miniskil ak lèt majiskil li.

s r è en l p k

È S K R L EN P

Aktivite lib





5- Kopye lèt la ak fraz yo sou liy kaye a.

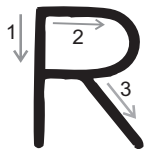
R R R R R

Rita ap rale.

Mimi ap kouri.

Rina ap ranmase piman.





6- Kopye lèt la ak fraz yo sou liy kaye a.

R

Tara pare pou li.

Emil renmen kouri ak papa li.



Leson 45 y

1- Antoure lèt ki menm ak sa ki agoch la.

y

r	y	e	r	y	s
y	l	r	y	r	s
a	v	y	z	t	y
s	y	è	y	è	e

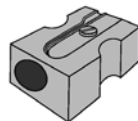
2- Antoure lèt **y** miniskil yo.

y b a t l y w b p i d y

s y r i o y b v y p l z f

y t a t k y w b t i d y

s y r i o y b v y t l y t



3- Antoure imaj kote nou tande son /y/ yo.



4- Antoure lèt miniskil **y** nan chak mo.



yoyo



fèy



kay



kamyon

Aktivite lib

.....

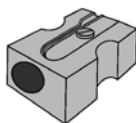
.....


.....

.....

.....

.....





5- Kopye lèt yo, mo a ak fraz la sou liy kaye a.

y y y y y

y

yon

Kati pote kaye li.





6- Kopye lèt yo ak fraz la sou liy kaye a.

y


y

Papa ap keyi kokoye.



Leson 46 Y

1- Antoure lèt ki menm ak sa ki agoch la.



R	Y	E	R	Y	S
Y	L	R	Y	R	S
A	Y	R	Z	Y	R
S	Y	È	Y	È	E

2- Antoure lèt **Y** majiskil yo.

Y B A T K Y W B P I D Y
S Y R I O Y B V Y P L Z F
Y T A T S Y W B T I D Y
S Y R I O Y B V Y T L Y T



3- Antoure lèt majiskil **Y** nan chak mo.



YOYO



FÈY



KAY



KAMYON

4- Konekte chak lèt miniskil ak lèt majiskil li.

y r è en l p k

K È Y P R EN L

Aktivite lib

.....

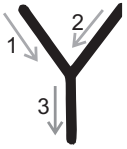
.....

.....

.....

.....





5- Kopye lèt yo, mo a ak fraz la sou liy kaye a.

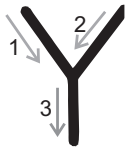
Y Y Y Y Y Y

Y

Yoyo

Papa plante kokoye.





6- Kopye lèt la ak fraz yo sou liy kaye a.

Y

Yola ap li ak kèk timoun.

Yo plante anpil mayi nan peyi a.



Leson 47 Revizyon r R, y Y

1- Nwasi kare ki anba silab ki gen son / **ye** / yo.

marye <input type="checkbox"/> <input type="checkbox"/>	kaye <input type="checkbox"/> <input type="checkbox"/>	kokoye <input type="checkbox"/> <input type="checkbox"/> <input type="checkbox"/>	baye <input type="checkbox"/> <input type="checkbox"/>
--	---	--	---

2- Konekte mo ki sanble yo

plante

PYE

pye

PAPAY

kanaval

PLANTE

papay

PYANO

pyano

KANAVAL



3- Konekte mo ki sanble yo.

pye ■	■ Latriye ■	■ Papay
PYANO ■	■ PAPAY ■	■ LATRIYE
papay ■	■ Pye ■	■ pyano
latriye ■	■ Pyano ■	■ PYE

4- Kopye fraz la.

Èli pase sou kote pye papay la.



Leson 48 Konbinezon lèt - kl kr pr tr

1- Kopye fraz yo sou liy kaye a.

Pratik la pran kat treto.

Kle klas la nan men mèt la.

Handwriting practice lines with dotted midlines and solid top/bottom lines.



2- Dikte (suiv eksplikasyon pwofesè a.)

.....



Peryòd Revizyon Leson 49

1- Ekri silab yo nan lòd pou ou fè yon mo ou konnen.



krè la



nye pa

lakrè



ka lou la



pli ra pa



ka nèt myo



ko ye ko



Peryòd Revizyon Leson 50

1- Dikte (siv eksplikasyon pwofesè a.)

.....
.....
.....

.....
.....
.....

.....
.....
.....

.....
.....
.....

.....
.....
.....

.....
.....
.....

.....
.....
.....

.....
.....
.....





.....
.....
.....

.....
.....
.....







Peryòd Revizyon Leson 51

1- Nwasi kare ki anba silab ki gen **kr** yo.

kremas 	ekri 	akra 	lakrè 
---	---	--	--

2- Nwasi kare ki anba silab ki gen **tr** yo.

trase 	trese 	ratresi 	treto 
--	--	---	--

3- Souliye mo ki gen **kr** yo.

klete trennen trant katrè

tritri kreyon priye trase

klase triye lapriyè kri



Peryòd Revizyon Leson 52

1- Dikte (suiv eksplikasyon pwofesè a.)

.....
.....
.....

.....
.....
.....

.....
.....
.....

2- Dikte (suiv eksplikasyon pwofesè a.)

.....
.....
.....

.....
.....
.....

.....
.....
.....



Leson 53 on

1- Antoure lèt ki menm ak sa ki agoch la.

on


r	y	on	r	on	s
on	l	v	on	p	s
a	on	r	z	on	r
s	on	on	r	è	e

2- Antoure lèt **On** miniskil yo.

on b an t on y w on p i d t
s t r i ou on b v on p l z f
n ou s on a n on e n t s on
è s on n m v on è ou t an



3- Antoure imaj kote nou tande son /**on**/ yo.



4- Antoure lèt miniskil **on** nan chak mo.



on**z**



kanson



mont



bonbon

Aktivite lib

.....

.....

.....

.....

.....

.....



on

5- Kopye lèt yo, mo a ak fraz la sou liy kaye a.

on on on on on

on

Sonnen

Emil ap rakonte yon kont.



on

6- Kopye mo yo ak fraz la sou liy kaye a.

ton

Tonton

Emila ale rankontre Toutou.



Leson 54 ON

1- Antoure lèt ki menm ak sa ki agoch la.

ON

A	S	UI	S	T	UI
UI	L	ON	AN	ON	S
A	UI	D	UI	T	I
S	UI	ON	T	S	UI

2- Antoure lèt **ON** majiskil yo.

ON B A T P Y W ON P I D

S T R I O ON B V ON P L Z

N OU S ON A N ON E N T ON

È S ON N M V ON È OU T



3-Antoure lèt majiskil **ON** nan chak mo.



ONZ



KANSON



MONT



BONBON

4- Konekte chak lèt miniskil ak lèt majiskil li.

y r on en l p k

ON L K Y L R EN

Aktivite lib

.....

.....

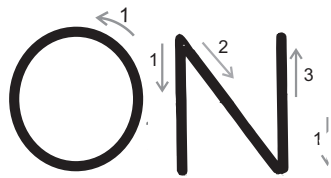
.....

.....

.....

.....





5- Kopye lèt la, mo a ak fraz yo sou liy kaye a.

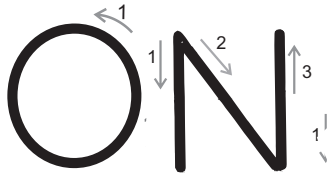
ON ON ON

ONZ

Tonton Sanon kontan anpil.

Manman Lina prete mont li a.





6- Kopye lèt "On", mo a ak fraz la sou liy kaye a.

ON

TONTON

Papa klaksonnen san rete.



Leson 55 W

1- Antoure lèt ki menm ak sa ki agoch la.



w	y	e	w	è	s
e	w	R	è	w	s
a	w	r	w	t	r
s	r	w	r	è	w

2- Antoure lèt **W** miniskil yo.

w b a ou z y w ou p i d w

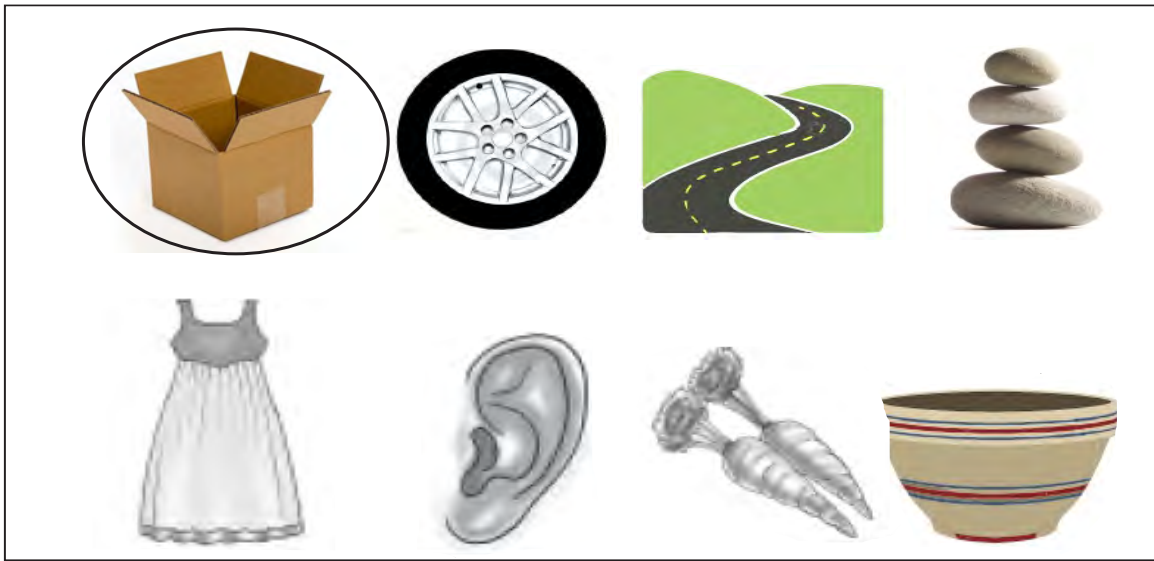
ou w r i ou w b v ou p l z

w ou s w a n ou w n ou w


ou s w n m v w è ou w



3- Antoure imaj kote nou tande son /W/ yo.



4- Antoure lèt miniskil W nan chak mo.



kwa



wou



wout



wòch

Aktivite lib

.....

.....

.....

.....

.....

.....





5- Kopye lèt yo, mo a ak fraz yo sou liy kaye a.

W w w w w

w

wa

Anita ap pale sou wout la.

Anita, ki kote wout lakay ou ye ?





6- Kopye mo yo ak fraz yo sou liy kaye a.

wi

wowoli

Ali ranmase wowoli sou wout la.

Mari, an nou al rankontre timoun yo.



Leson 56 W

1- Antoure lèt ki menm ak sa ki agoch la.




AN	Y	W	R	E	S
E	W	OU	È	W	A
W	J	W	Z	T	R
S	W	È	R	È	W

2- Antoure lèt **W** majiskil yo.

W B A W Z Y W T P I D W
S W R I O W B V T P L Z F
W O U S W A N O U W N O U W
O U S W N M V W È O U W



3- Antoure lèt majiskil **W** nan chak mo.



K(W)A



WOU



WOUT



WÒCH

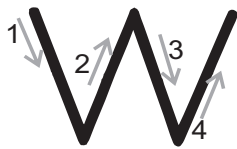
4- Konekte chak lèt miniskil ak lèt majiskil li.

on en l w k r y

ON L W Y K R EN

Aktivite lib





5- Kopye lèt yo ak fraz yo sou liy kaye a.

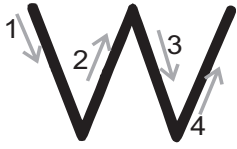
W W W W W

W

Wilna pito kokoye pase melon.

Ana mete pantalon mawon li an.





6- Kopye lèt la ak fraz yo sou liy kaye a.

W

Wout pou lakay pase la.

Wowoli papa Emil la mi.



Leson 57 Revizyon on ON, w W

1- Ranje lèt yo nan lòd pou ou ekri yon mo ou konnen

laye, woule, wotè, moto

a	e	y	l	_____	laye
u	w	l	o	e	_____
è	t	o	w	_____	_____
o	o	t	m	_____	_____

2- Kopye fraz la sou liy kaye a.

.....

Tina ak sè li pale sou wout la.

.....



3- Mete mo yo nan lòd pou ou fòme fraz.

pile - Lila - ap - piman.

.....

.....

.....

.....

.....

.....

.....

.....

.....

anpil. - wowoli - Tina-renmen

.....

.....

.....

.....

.....

.....

.....

.....

.....



Leson 58 ò

1- Antoure lèt ki menm ak sa ki agoch la.

Ò

r	ò	e	r	ò	s
è	l	ò	è	l	ò
a	ò	r	ò	t	r
s	ò	è	r	è	ò

2- Antoure lèt Ò miniskil yo.

ò b a ò l y w ò p i d ò
s ò r i o t b v ò p l z f
w ò s w ò n ou w n ò w
ou ò w n ò v w è ou ò



3- Antoure imaj kote nou tande son /Ò/ yo.



4- Antoure lèt miniskil Ò nan chak mo.



wòb



zòrèy



kawòt



bòl

Aktivite lib

.....

.....

.....

.....





5- Kopye lèt yo ak fraz la sou liy kaye a.

ò ò ò ò ò

ò

ò

Papi Eli renmen li kreyòl.





6- Kopye mo a ak fraz yo sou liy kaye a.

mòn

Ana pito kawòt pase kowosòl.

Emil pale epi li li kreyòl anpil.



1- Antoure lèt ki menm ak sa ki agoch la.

Ò

R	Ò	E	R	Ò	S
È	L	Ò	È	R	Ò
A	Ò	R	Ò	T	R
S	Ò	È	R	È	Ò

2- Antoure lèt Ò majiskil yo.

Ò B A Ò L Y W Ò P I D Ò
 S Ò R I O T B V Ò P L Z F
 W Ò S W Ò N O U W N Ò W
 O U Ò W N Ò V W È O U Ò



3- Lèt majiskil Ò nan chak mo.



WÒB



ZÒRÈY



KAWÒT



BÒL

4-Konekte chak lèt miniskil ak lèt majiskil li.

ò on l w k r y

ON L Ò W Y K R

Aktivite lib





5- Kopye lèt yo ak fraz yo sou liy kaye a.

ò ò ò ò ò

ò

Ònè ak respè se pawòl Ayisyen.

Nana renmen kowosòl anpil.





6- Kopye lèt la ak fraz yo sou liy kaye a.

O

Alina, tanpri pa rale pòt la.

Ayiti se yon peyi mòn ak sous.



1- Antoure lèt ki menm ak sa ki agoch la.

b

b	r	e	b	u	e
e	l	b	a	b	p
b	r	d	u	a	b
p	b	n	b	n	e

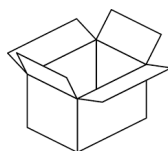
2- Antoure lèt **b** miniskil yo.

t **b** a d b y w b p i d t

s b r i o b k v h p l z f

b ò s w b n b w n ò b

b ò w b ò v b è ou b



3- Antoure imaj kote nou tande son /b/ yo.




4- Antoure lèt miniskil **b** nan chak mo.




bale



bannann



bourik



bouton

Aktivite lib



b

5- Kopye lèt la, mo a ak fraz yo sou liy kaye a.

b b b b b

bòl

Simon plen bòl soup li a.

Eli ale Okap nan batiman.



b

6- Kopye fraz yo sou liy kaye a.

Tamara ap bale kay li.

Ketina mete yon bèl wòb.

Lina ap prepare boulèt mori.



Leson 61 B

1- Antoure lèt ki menm ak sa ki agoch la.

B

P	B	E	D	B	A
E	B	A	L	B	L
B	R	L	O	N	B
P	B	N	L	B	E

2- Antoure lèt **B** majiskil yo.

T **B** A D B Y W B P I D T
S B R I O B K V H P L Z
B Ò S W B N B W N Ò B
B Ò W B Ò V B È OU B



3- Antoure lèt majiskil B nan chak mo.




BALE



BANNANN



BOURIK



BOUTON

4- Konekte chak lèt miniskil ak lèt majiskil li.

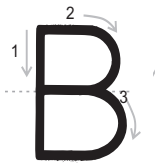
on l w k ò b y

L ON Ò W Y K B

Aktivite lib

.....
.....
.....
.....
.....
.....





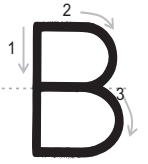
5- Kopye lèt yo ak fraz yo sou liy kaye a.

B B B B B

Balon Betina a ap woule.

Betina manke tonbe nan lakou a.





6- Kopye fraz yo sou liy kaye a.

Ban Betina a ble e blan.

Labouyi a pare pou timoun yo.

Ana abite tou pre lekòl li.



Leson 62 Revizyon ò Ò, b B

1- Nwasi kare ki anba silab ki gen son / **b** / yo.

boukannen ■ ■ ■	bourik ■ ■	abite ■ ■ ■	balon ■ ■
--------------------	---------------	----------------	--------------

2- Konekte mo ki menm yo

bèt	—	Boul
bòt		Bèt
boul		Bous
bous		Bòt

3- Konekte mo ki menm yo.

balon ■	■ Balanse ■	■ Bonè
bonè ■	■ Balon ■	■ Boukan
boukan ■	■ Bonè ■	■ Balanse
balanse ■	■ Boukan ■	■ Balon



4- Dikte (suiv eksplikasyon pwofesè a)

.....
.....
.....

.....
.....
.....

.....
.....
.....

.....
.....
.....

.....
.....
.....

.....
.....
.....

.....
.....
.....

.....
.....
.....



Leson 63 V

1- Antoure lèt ki menm ak sa ki agoch la.



a	v	e	d	v	e
e	l	v	a	e	v
a	v	d	w	v	i
v	e	n	v	n	e

2- Antoure lèt **V** miniskil yo.

v b a v l y w v p i d v

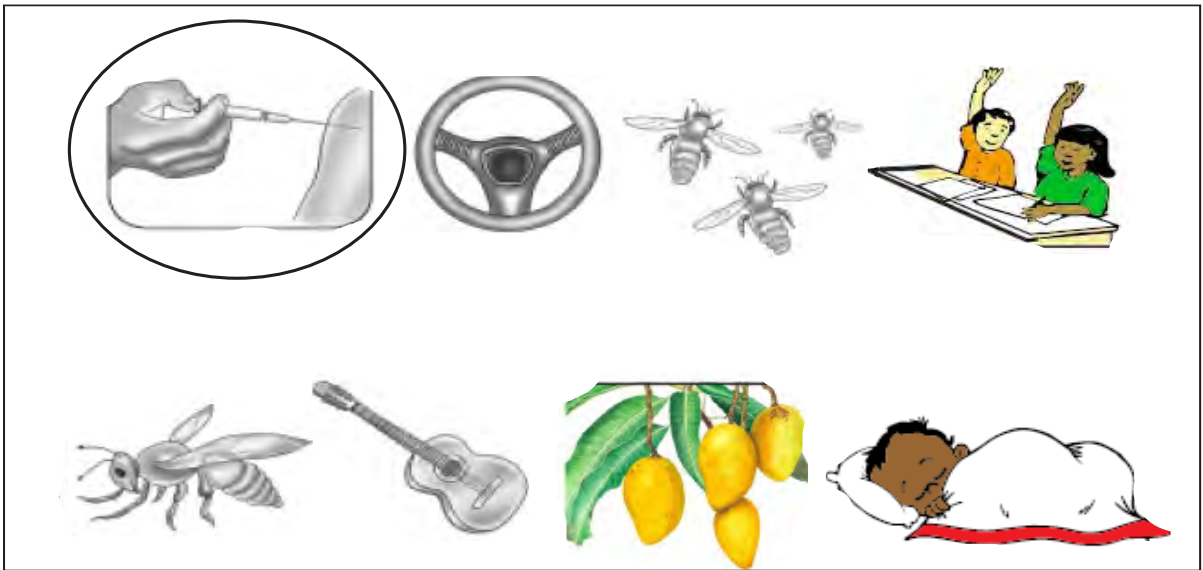
s v r i o v b ch b p l z

v ò s v b n b v n ò v

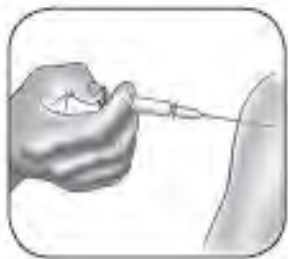
b v w b v v è ou v d



3- Antoure imaj kote nou tande son / V/ yo.



4- Antoure lèt miniskil V nan chak mo.



vaksen



volan



vonvon



elèv

Aktivite lib

.....

.....

.....

.....





5- Kopye lèt yo, mo a ak fraz yo sou liy kaye a.

v

v

v

v

v

v

ven

Simon kontan vakans lan rive.

Mèt la vin pale ak paran yo.





6- Kopye fraz yo sou liy kaye a.

Avyon an ap vole byen vit.

Mèt Emil ap travay ak elèv.

Karina ap li yon liv enteresan.



Leson 64 V

1- Antoure lèt ki menm ak sa ki agoch la.



A	V	E	D	V	E
E	L	V	A	E	V
A	V	D	W	V	I
V	E	N	V	N	E

2- Antoure lèt **V** majiskil yo.

V B A V Z Y W V P I D
S V R I O V B C H M P L
B Ò S W B N B W N Ò B
B Ò W B Ò V B È O U B

3- Antoure lèt majiskil **V** nan chak mo.



VAKSEN



VOLAN



VONVON



ELÈV

4- Konekte chak lèt miniskil ak lèt majiskil li.

k w l on ò b v

L ON Ò W V K B

Aktivite lib

.....

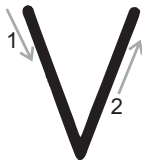
.....

.....

.....

.....

.....



5- Kopye lèt yo ak fraz yo sou liy kaye a.

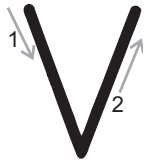
V V V V V

Jan ap leve bonè maten an.

V

Vanya pè vaksen li pral pran an.





6- Kopye fraz yo sou liy kaye a.

Elèv yo prèske rive lekòl la.

Makso ap travèse wout la.

Ana renmen vil Mibalè anpil.



Leson 65 Konbinezon lèt br, pr, vr, bl, vl

1- Ekri silab yo nan lòd pou ou fè yon mo ou konnen.

se

bra

ke

blo

ti

pra

ke

blo

bi

vlòp

an

ye

bli

ye

pri

yi

bla

man

vrè

se

pla

brase plase blayi biblo vrèman
pratike bloke anvlòp bliye priye



Leson 66 Konbinezon lèt br, pr, vr, bl, vl

1- Dikte (suiv eksplikasyon pwofesè a.)

.....
.....
.....

.....
.....
.....

.....
.....
.....

2- Dikte (suiv eksplikasyon pwofesè a.)

.....
.....
.....

.....
.....
.....

.....
.....
.....



Leson 67 Konsòn plis W: bw, kw, lw, nw, pw, sw, tw, vw

1- Li mo yo epi ekri tout mo ki gen : lw, mw, nw nan liy ki anba yo

vwale twal pliye nwaye swen
 pwen pwason lwen mwen nwa
 nwayo mwayen

.....

.....

.....

.....

2- Li mo yo epi ekri tout mo ki gen : pw, sw, tw, vw nan liy ki anba yo.

pwason vwale twal pliye nwaye
 twa swen vwal kwen
 pwen swen mwen vwalye

.....

.....

.....

.....



Leson 68 Konsòn plis W bw, kw, lw, nw, pw, sw, tw, vw

3- Dikte (suiv eksplikasyon pwofesè a.)

.....
.....
.....

.....
.....
.....

.....
.....
.....

.....
.....
.....

.....
.....
.....

.....
.....
.....

.....
.....
.....

.....
.....
.....

.....
.....
.....



Peryòd Revizyon Leson 69

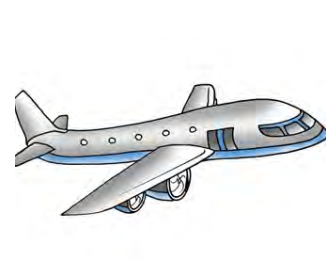
1- Antoure mo ki mache ak chak imaj.



vètè aktivite volan



ravin vonvon elèv



vaksen vakans avyon



bètrav liv wòb



sèvyèt vis lavabo



ravèt larivyè fevriye

2- Ranje lèt yo nan lòd pou ekri yon mo ou konnen.

evye, vole, valè, vale

e	e	y	v
l	e	v	o
l	v	a	è
v	e	l	a

evye _____

Peryòd Revizyon Leson 69



Peryòd Revizyon Leson 70

1- Mete mo yo nan lòd pou ou fòme fraz.

pile - Lila - ap - piman.

Lila ap pile piman.

veterinè. - Erik - yon - se

travay - anpil. - yo - ap - Timoun



Peryòd Revizyon Leson 71

1- Ekri silab yo nan lòd pou ou fè yon mo ou konnen.

bòl fout

vlòp an

.....

.....

rad kan ma

yèl vwa

.....

.....

swa pa

pò ye wo a

.....

.....

kans va

bli tèk bi yo

.....

.....



Peryòd Revizyon Leson 72

2- Dikte (suiv eksplikasyon pwofesè a.)

.....

.....

.....

.....

.....

.....

.....

.....

.....

.....

.....

.....

.....

.....

.....

.....

.....

.....

.....

.....

.....

.....

.....

.....

.....

.....

.....

Peryòd Revizyon Leson 72



Leson 73 g

1- Antoure lèt ki menm ak sa ki agoch la.

g

g	t	g	d	m	e
e	g	t	g	ou	t
an	t	g	d	g	i
t	g	n	g	ch	e

2- Antoure lèt **g** miniskil yo.

g b a g l y w g p i d t

s g r i o g b v g p l z f

v ò g v b n g v n g v f

g v w b g v è g v g n



3- Antoure imaj kote nou tande son /g/ yo.



4- Antoure lèt miniskil **g** nan chak mo.



gato



gèp



gita



mango

Aktivite lib

.....

.....

.....

.....

.....

.....



g

5- Kopye lèt yo, mo yo ak fraz la sou liy kaye a.

g g g g g

g

gen

genyen

Mwen genyen sèt lane.



g

6- Kopye fraz yo sou liy kaye a.

Pa genyen anpil lonbray nan lakou a.

Yè, gadyen Ayiti a rete tout gòl.

Ana prepare yon bon gato pou Sara.



Leson 74 G

1- Antoure lèt ki menm ak sa ki agoch la.

G

G	T	G	D	M	E
E	G	T	G	OU	T
AN	T	G	D	G	I
T	G	N	G	C	E

2- Antoure lèt **G** majiskil yo.

G B A G H Y W G P I D T

S G R I O G B V G P L Z F

V Ò G V B N G V N G V F

G V W B G V È G V G N



3- Antoure lèt majiskil **G** nan chak mo.



GATO



GÈP



GITA



MANGO

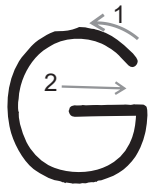
4- Konekte chak lèt miniskil ak lèt majiskil li.

k w g on ò b v

G ON Ò W V K B

Aktivite lib





5- Kopye lèt la ak fraz yo sou liy kaye a.

G

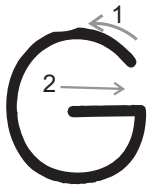


G

Gabi ak Lina prale nan bibliyotèk.

Gen twa wanganègès sou pyebwa a.





6- Kopye fraz yo sou liy kaye a.

Gid la ap mennen touris yo sou sit la.

Gen dis fi ak dis gason la a.

Emil tanpri prete mwen gòm ou an.



Leson 75 f

1- Antoure lèt ki menm ak sa ki agoch la.




f	y	e	f	è	s
e	l	f	è	f	s
a	v	f	z	t	f
s	f	è	f	è	e

2- Antoure lèt **f** miniskil yo.

f b a f l y w f p i d f
s f r i o f b v t p l z f
f ò g f b n g f n g v f
f v w f g v è g v f n



3- Antoure imaj kote nou tande son /f/ yo.




4- Antoure lèt miniskil **f** nan chak mo.




fèy



fig



foumi



fil

Aktivite lib

.....

.....

.....

.....

.....

.....



f

5- Kopye lèt yo, mo a ak fraz yo sou liy kaye a.

f f f f f f

f

fig

Mwen gen pou mwen fè anpil travay.

Simon, tanpri fèmen pòt la pou mwen.



f

6- Kopye mo a ak fraz yo sou liy kaye a.

figi

Papa Emil ap lave rad li yo ak fab.

Timoun yo ap pale paske mèt la absan.

Nan senk jou, se pral fèt mwèn.



Leson 76 F

1- Antoure lèt ki menm ak sa ki agoch la.



F	Y	E	F	È	S
E	L	F	È	F	S
A	V	F	Z	T	F
S	F	È	F	È	E

2- Antoure lèt **F** majiskil yo.

F B A F Z Y W F P I D F
S F R I O F B V T P L Z F
F Ò G F B N G F N G V F
F V W F G V È G V F N




3- Antoure lèt majiskil **F** nan chak mo.




FÈY



FIG



FOUMI



FIL

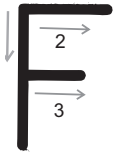
4- Konekte chak lèt miniskil ak lèt majiskil li.

f w g on ò b v

G ON Ò F W V B

Aktivite lib





5- Kopye lèt la ak fraz yo sou liy kaye a.

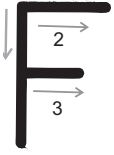
F F F F F F F

Finalman, fèt mwen rive.

Lapli an ap farinen depi kèk tan.

Fò nou pa kite fatra nan lari a.





6- Kopye fraz yo sou liy kaye a.

Mwen fini fè tout travay mwen.

Fanmi Fani vin fete ak li aswè a.

Mango yo fèk kòmanse ap mi sou pye.



Leson 77 Revizyon g G, f F

1- Konekte mo ki menm yo.

fèt	▪	FETE	▪	farin
fanmi	▪	FÈT	▪	fete
farin	▪	FARIN	▪	fèt
fete	▪	FANMI	▪	fanmi

2- Kopye fraz sa a.

Foto fèt fanmi an nan kay la.

.....

.....

.....

.....

.....

.....

.....

.....

.....

.....

.....

.....



3- Ekri 1 fraz dapre sa nou wè nan imaj la.



.....

.....

.....

.....

.....

.....

.....

.....

.....



1- Antoure lèt ki menm ak sa ki agoch la.

d

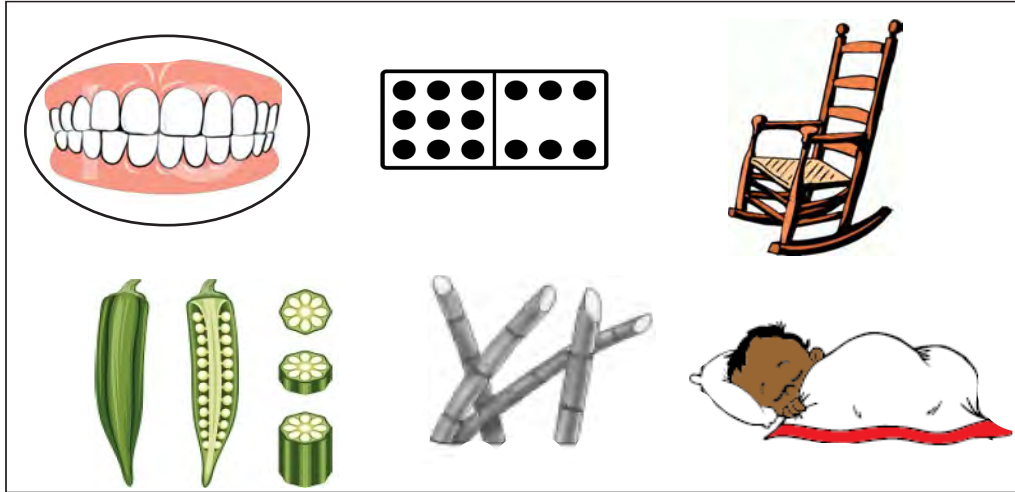
h	r	d	d	d	v
d	l	g	d	n	p
a	r	d	d	a	d
p	d	n	a	n	d

2- Antoure lèt **d** miniskil yo.

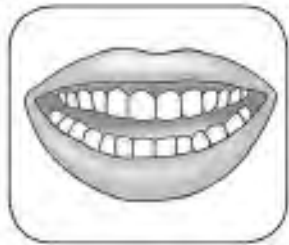
d b a d z y w d p i d t
s d r i o d n v d p l z f
f ò g d b d g f d g v d
f d w f d v d g v d n



3- Antoure imaj kote nou tande son /d/ yo.



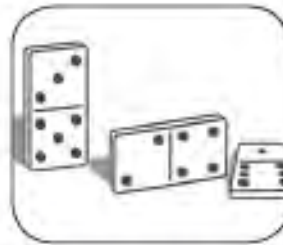
4- Antoure lèt miniskil **d** nan chak mo.



dan



drapo



domino



dòmi

Aktivite lib

.....

.....

.....

.....

.....

.....



d

5- Kopye lèt la, mo a ak fraz la sou liy kaye a.

d d d d d

d

domino

Simon ap gade ekip li nan estad la.



d

6- Kopye fraz yo sou liy kaye a.

Samdi, mwen ap gen sèt lane.

Mèkredi pase, lekòl la te lage bonè.

Lesson 78 d



Leson 79 D

1- Antoure lèt ki menm ak sa ki agoch la.

D

W	R	D	D	E	V
D	L	G	K	D	P
A	R	D	D	A	D
P	D	N	A	N	D

Leson 79 D

2- Antoure lèt **D** majiskil yo.

D B A D L Y W D P I D T

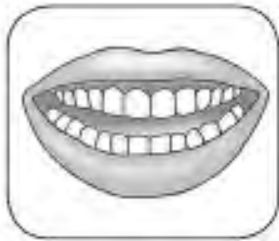
S D R I O D N V D P L Z F

F Ò G D B D G F D G V D

F D W F D V D G V D N




3- Antoure lèt majiskil **D** nan chak mo.



DAN



DRAPO



DOMINO



DÒMI

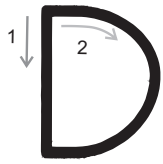
4- Konekte chak lèt miniskil ak lèt majiskil li.

v w g d ò b f

G B Ò F W V D

Aktivite lib





5- Kopye lèt yo ak fraz yo sou liy kaye a.

D D D D D

Demen, Tina ap gade pwogram final la.

Ana pa t vini madi, paske li te malad.



Leson 80 j

1- Antoure lèt ki menm ak sa ki agoch la.

j

j	v	e	j	w	a
e	j	b	r	j	p
a	r	j	k	j	i
j	j	n	a	d	e

2- Antoure lèt j miniskil yo.

j b a j l y w j p i d t
s n r i o j b v j p l z f
j ò g d j d g j d g v j
f d j f j v d g j d n



3- Antoure imaj kote nou tande son /j/ yo.



4- Antoure lèt miniskil **j** nan chak mo.




janm



joumou



jip



manje

Aktivite lib



j

5- Kopye lèt yo, mo a ak fraz yo sou liy kaye a.

j j j j j

j

Mwen renmen bwè soup joumou.

Fò mwen ranje afè mwen jodi a.



j

6- Kopye fraz yo sou liy kaye a.

Ki jou li ye jodi a?

Nina mete yon pantalon jòn ak wouj.

Paran Emil yo danse jistan yo bouke.



1- Antoure lèt ki menm ak sa ki agoch la.

J

J	V	E	J	B	A
E	J	B	R	J	P
A	R	J	C	J	I
P	J	N	J	W	E

2- Antoure lèt J majiskil yo.

J B A J L Y W J P I D T
 S N R I O J B V J P L Z F
 J Ò G D J D G J D G V J
 F D J F J V D G J D N



3- Antoure lèt majiskil **J** nan chak mo.




JANM



JOUMOU



JIP



MANJE

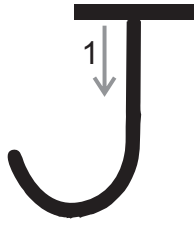
4- Konekte chak lèt miniskil ak lèt majiskil li.

v j g d ò b f

D G B Ò F J V

Aktivite lib





5- Kopye lèt la ak fraz yo sou liy kaye a.

J J J J J

J

Jedi pase, Jina te al manje lakay granmè li.

Emil te gade yon bèl teyat.



1- Mete mo yo nan lòd pou ou fòme fraz.

pile - Lila - ap - piman.

Lila ap pile piman.

Janin - mandarin- . manje - ap

yon - David - jaden . - gen - bèl



Leson 82 Revizyon d D, j J

1- Nwasi kare ki anba silab ki gen son / j / yo.

manje <input type="checkbox"/> <input type="checkbox"/>	joumou <input type="checkbox"/> <input type="checkbox"/>	ranje <input type="checkbox"/> <input type="checkbox"/>	jape <input type="checkbox"/> <input type="checkbox"/>	jamè <input type="checkbox"/> <input type="checkbox"/>
--	---	--	---	---

2- Konekte mo ki menm yo.

ji	JANM
rejete	JI
jounen	DERANJE
janm	REJETE
deranje	JOUNEN



3- Konekte mo ki menm yo.

imaj	■	■ Lajounen	■	■ Ranje
RANJE	■	■ JAMÈ	■	■ IMAJ
lajounen	■	■ Ranje	■	■ jamè
Jamè	■	■ Imaj	■	■ LAJOUNEN

4- Ranje lèt yo nan lòd pou ou ekri yon mo ou konnen

janti, jako, ranje, jomou

k o j a
j t a n i
j o u m o u
j e a n r

jako _____

Aktivite lib

.....

.....

.....

.....

.....

.....



Leson 83 ch

1- Antoure lèt ki menm ak sa ki agoch la.

ch

p	ch	en	d	ch	a
ch	b	an	ch	j	l
l	r	ch	o	ch	o
p	ch	n	ch	on	e

2- Antoure lèt **ch** miniskil

ch b an t ch y w ch p i d


s ch r i on m b v ch p l z

ch ò g d ch d g j ch g v ch

ch d ch f j v d ch j ch n



3- Antoure imaj kote nou tande son /ch/ yo.



4- Antoure lèt miniskil **ch** nan chak mo.



chat



chen



chemiz



nich

Aktivite lib

.....

.....

.....

.....

.....

.....



ch

5- Kopye lèt yo ak fraz yo sou liy kaye a.

ch ch ch ch ch

ch

Erik chèche chen Chal la.

Ana chita chak jou sou cheval la.



ch

6- Kopye fraz yo sou liy kaye a.

Natacha kache dèyè pye chadèk la.

Michèl chanje chodyè Chal la.



Leson 84 CH

1- Antoure lèt ki menm ak sa ki agoch la.

CH

P	CH	D	CH	A
CH	B	CH	J	L
L	CH	O	CH	O
P	CH	N	B	E

2- Antoure lèt **CH** majiskil yo.

CH B A T CH Y W CH P I D
S CH R I O M B V CH P L Z
CH Ò G CH D G J CH G V CH
CH D CH F J V D CH J CH



3- Antoure lèt majiskil **CH** nan chak mo.



CHAT



CHEN



CHEMIZ



NICH

4- Konekte chak lèt miniskil ak lèt majiskil li.

k w l on ch b v

L ON CH W V K B

Aktivite lib



Ch

5- Kopye lèt yo ak fraz yo sou liy kaye a.

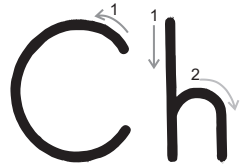
Ch Ch Ch Ch Ch

Ch

Chodyè Chouchou a chavire.

David chèche chosèt chire a.





6- Kopye fraz yo sou liy kaye a.

Chen ak chat dòmi bonè.

Dimanch, Rachèl bwè chokola.



1- Antoure lèt ki menm ak sa ki agoch la.



o	z	k	d	z	a
e	l	z	z	l	p
a	z	d	l	a	z
p	a	z	a	z	e

2- Antoure lèt Z miniskil yo.

z b a z l y w t p i d z

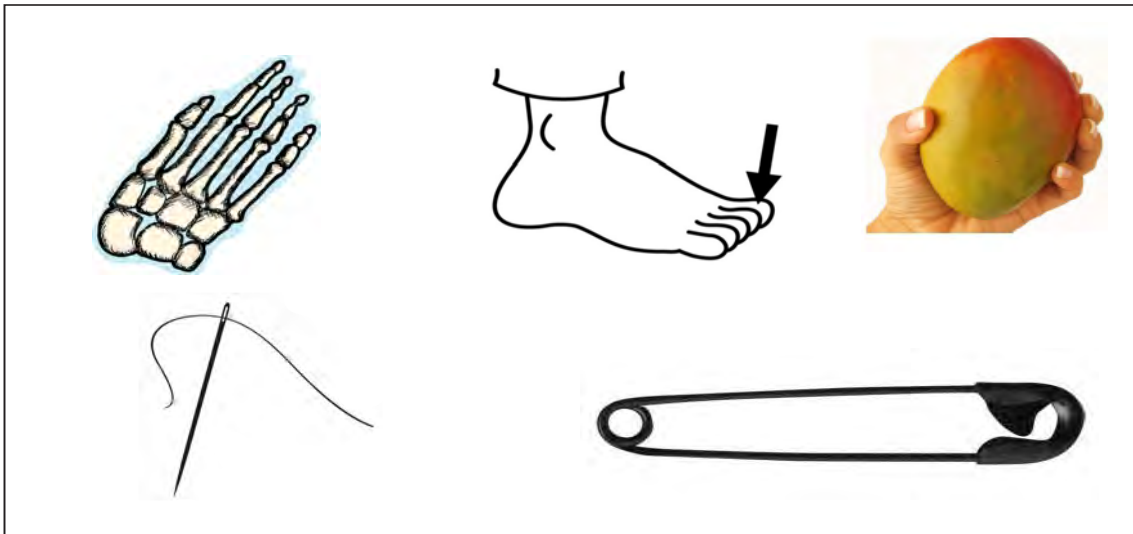
s z r i o z b v t p l z f

z ò g d ch d g j z g v z

ch d z f j v d z j ch n



3- Antoure imaj kote nou tande son /Z/ yo.



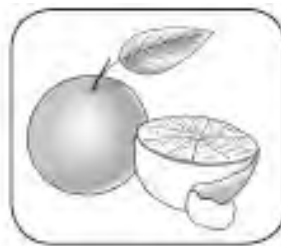
4- Antoure lèt miniskil **Z** nan chak mo.



zaboka



zanno



zoranj



kenz

Aktivite lib

.....

.....

.....

.....

.....

.....





5- Kopye lèt yo ak fraz yo sou liy kaye a.

Z z z z z

Z

Chen ak chat se de bon zanmi.

Jedi, elèv yo pral pase egzamen.





6- Kopye fraz yo sou liy kaye a.

Mwen pral vizite vwazen an.

Ana itilize valiz wouj li a.



Leson 86 Z

1- Antoure lèt ki menm ak sa ki agoch la.



Z	I	Z	D	I	A
E	L	Z	I	Z	P
A	Z	D	Z	A	I
P	A	Z	A	Z	E

2- Antoure lèt Z majiskil yo.

Z B A Z L Y W T P I D Z
S Z R I O Z B V T P L Z F
Z Ò G D CH D G J Z G V Z
CH D Z F J V D Z J CH N



3- Antoure lèt majiskil **Z** nan chak mo.



ZABOKA



ZANNO



ZORANJ



KENZ

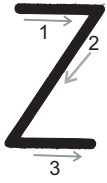
4- Konekte chak lèt miniskil ak lèt majiskil li.

k w l on ch v z

ON K Z CH W V L

Aktivite lib





5- Kopye lèt yo ak fraz yo sou liy kaye a.

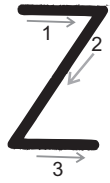
Z Z Z Z Z Z

Z

Zanmi mwen yo ap vini nan fèt la.

Simon renmen zaboka pase zoranj.





6- Kopye fraz yo sou liy kaye a.

Zanno Deniz la tonbe atè a.

Zansèt nou yo te travay.

Ana ak Emil, èske nou travay jodi a ?



Leson 87 Revizyon ch, CH, z, Z


1- Chwazi mo ki reprezante imaj la.



zwazo pyebwa bwòs



revèy zòrèy zòtèy



papay zanmi zaboka



pikliz zanno manyòk



chemiz siwèl chèz



limyè fwomaj zoranj

2- Kopye fraz la sou liy kaye a .

Sara ap chèche zanmi li yo.



3- Dikte (suiv eksplikasyon pwofesè a.)

Handwriting practice lines consisting of multiple sets of three horizontal lines (top, middle, bottom) with dotted lines between the middle and bottom lines.



4- Ekri 2 fraz dapre sa nou wè nan imaj la.



.....

.....

.....

.....

.....

.....

.....

.....

.....



5- Aktivite siplemantè.

.....

.....

.....

.....

.....

.....

.....

.....

.....

.....

.....

.....

.....

.....

.....

.....

.....

.....

.....

.....

.....

.....

.....

.....



Leson 88 Konbinezon lèt chw, dw, fw

Leson 88 Konbinezon lèt chw dw fw

1- Kopye Konbinezon lèt.

.....
.....
chw

.....
.....
dw

.....
.....
fw

2- Kopye mo.

.....
.....
.....

.....
.....
.....

.....
.....
.....



3- Kopye fraz.

.....
.....
.....
.....
.....
.....
.....

.....
.....
.....
.....
.....
.....
.....

.....
.....
.....
.....
.....
.....
.....

.....
.....
.....
.....
.....
.....
.....

.....
.....
.....
.....
.....
.....
.....



Leson 89 Konbinezon lèt jw, gw, zw

1- Kopye Konbinezon lèt.

jw

gw

zw

2- Kopye mo.



3- Kopye fraz.

.....
.....
.....

.....
.....
.....

.....
.....
.....

.....
.....
.....

.....
.....
.....

.....
.....
.....

.....
.....
.....



Leson 90 àn, èn, òn

1- Kopye konbinezon lèt.

àn

èn

òn

2- Kopye mo.

Leson 90 àn èn òn



3- Kopye fraz.

.....

.....

.....

.....

.....

.....

.....

.....

.....

.....

.....

.....

.....

.....

.....

.....

.....

.....

.....

.....

.....

.....

.....

.....

.....

.....

.....

.....

.....

.....



Leson 91 ann, enn, onn

1- Kopye konbinezon lèt.

ann

enn

onn

2- Kopye mo.

Leson 91 ann enn onn

3- Kopye fraz.

.....
.....
.....

.....
.....
.....

.....
.....
.....

.....
.....
.....

.....
.....
.....

.....
.....
.....

.....
.....
.....

Leson 92 Revizyon chw, dw, fw, jw, gw, zw, àn, èn, òn, ann, enn, onn

chw dw fw jw gw zw àn èn òn ann enn onn

1- Kopye Konbinezon lèt.

.....
.....
.....
.....
.....
.....
.....
.....
.....
.....

2- Kopye mo.

.....
.....
.....
.....
.....
.....
.....
.....
.....
.....



3- Dikte.

.....
.....
.....

.....
.....
.....

.....
.....
.....

.....
.....
.....

.....
.....
.....

.....
.....
.....

.....
.....
.....

.....
.....
.....

.....
.....
.....

.....
.....
.....

chw dw fw jw gw zw àn èn òn ann enn onn



Leson 93 ui, UI

Leson 93 ui UI

1- Kopye lèt.

ui

UI

2- Kopye mo.



3- Kopye fraz.

.....

.....

.....

.....

.....

.....

.....

.....

.....

.....

.....

.....

.....

.....

.....

.....

.....

.....

.....

.....

.....

.....

.....

.....

.....

.....

.....



Leson 94 a, l, i, p

1- Kopye lèt.

a

l

i

p

2- Kopye mo.

Leson 94 a l i p



1- Kopye fraz.

.....
.....
.....

.....
.....
.....

.....
.....
.....

.....
.....
.....

.....
.....
.....

.....
.....
.....

.....
.....
.....



Leson 95 e, n, m, an

1- Kopye lèt.

e

n

m

an

2- Kopye mo.

Leson 95 e n m an



Leson 96 o, ou, s, è

1- Kopye lèt.

o

ou

s

è

2- Kopye mo.

Leson 96 o ou s è



Leson 97 Revizyon

ui, a, l, i, p, e, n, m, an, o, ou, s, è

1- Kopye lèt.

.....

.....

.....

.....

.....

.....

.....

.....

.....

2- Kopye mo.

.....

.....

.....

.....

.....

.....

.....

.....

.....



Leson 98 Konbinezon lèt kl, pl, bl, gl

Leson 98 Konbinezon lèt kl pl bl gl

1- Kopye Konbinezon lèt.

kl

pl

bl

gl

2- Kopye mo.




Leson 99 k, en, r, y

1- Antoure lèt miniskil sa yo: k, en, r, y.

r	k	r	k	è	en
k	en	g	m	k	s
a	k	d	y	en	k
y	r	g	k	y	e

2- Antoure imaj kote nou tande son lèt sa yo: k, en, r, y.



3- Konekte chak lèt majiskil ak lèt miniskil li.


K J EN P B Y R O A W D EN S

r y a w d en k j en p b y s o

4- Antoure mo kote ou tande son lèt sa yo ladan l : k, en, r, y.



soulye



pen



chen



wòch



kle



yanm



kòk



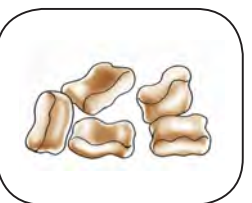
panye




fèy



peny



oslè



fig

5- Kopye mo yo nan liy kaye a.

kabann - kenbe

rak - bouyi



6- Kopye fraz la nan liy kaye a.

Kay endyen yo te fèt avèk pay.



Leson 100 o, ò, w, b

1- Antoure lèt miniskil sa yo: o, ò, w, b.

r	k	w	k	è	ò
k	o	g	b	k	s
a	k	d	y	ò	k
w	b	g	k	o	e

2- Antoure imaj kote nou tande son lèt sa yo: o, ò, w, b.




3- Antoure mo kote ou tande son lèt sa yo ladan l :
o, ò, w, b.



volan



zwazo



zaboka




zo



tèt



zòrèy



fig



gita



gato



blad



dan



kokoye

4- Konekte chak lèt majiskil ak lèt miniskil li.

W Ò B P B G R O A W D Ò

r b a w ò en w j en p o b ò



5- Kopye mo yo ak fraz yo nan liy kaye a.

oto - bò - wo - bo - bò

Kawòt la jòn anpil.

Bòs la fè pòt kay la.



6- Kopye fraz yo nan liy kaye a.


Wout la gen bèl adoken.

Bis la pral Okay.



Leson 101 v, g, f, d

1- Antoure lèt miniskil sa yo: v, g, f, d.



2- Antoure imaj kote nou tande son lèt sa yo: v, g, f, d.



Leson 101 v, g, f, d



3- Konekte chak lèt majiskil ak lèt miniskil li.


V J D G B Y F G D W D V G

v y g w d g f d v g b d j

4- Antoure mo kote ou tande son lèt sa yo ladan l :
v, g, f, d.



volan



pen




gri



bibit




kle




fwi



diri



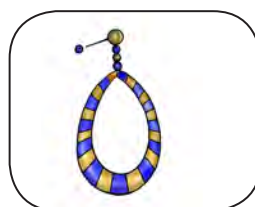
flè




vèt



peny



zanno



fig



5- Kopye mo yo ak fraz yo nan liy kaye a.

vag - gal - gòl - gaz - gri

Vakans se moman detant.

Gazolin nan pran dife.



6- Kopye fraz yo nan liy kaye a.

Fanatik yo bat bravo pou jwè yo.

Dantis la netwaye dan ki gate a.



Leson 102 k, en, r, y, o, ò, w, b, v, g, f, b

1- Antoure lèt miniskil sa yo: k, en, r, y, o, ò, w, b, v, g, f, b

g	k	en	k	è	r
k	ò	g	v	f	s
a	k	d	y	b	k
v	w	g	k	o	e

2- Antoure imaj kote nou tande son lèt sa yo: k, en, r, y, o, ò, w, b, v, g, f, b



Leson 102 k, en, r, y, o, ò, w, b, v, g, f, b



3- Konekte chak lèt majiskil ak lèt miniskil li.

F B K EN R W B V G Y O Ò

b v g y f b k en r w o ò


4- Antoure mo kote ou tande son lèt sa yo ladan yo : k, en, r, y, o, ò, w, b, v, g, f, b.



panye



zwazo



solèy



twonpèt



bèf



fwi




nat



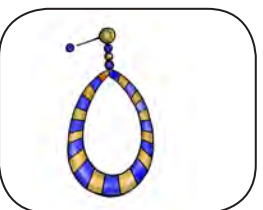
sirèt



fèy



poul



zanno



moto



5- Kopye mo yo nan liy kaye a.

Kamo Sen Raje Ren

Blayi Bis Okap Woulib Boulin

Vakans Gazolin Fanatik Danti



6- Kopye fraz yo nan liy kaye a.

Mwen gen yon bèl danti.

Dantis la netwaye dan ki gate a.

Men mwen renmen etidye tou.

Okap se dezyèm vil peyi Ayiti.



Leson 103 j, z, ch

1- Antoure lèt miniskil sa yo: j, z, ch .

z	k	j	k	è	z
k	d	g	j	k	s
a	k	d	y	ch	k
j	ch	g	k	j	e

2- Antoure imaj kote nou tande son lèt sa yo: j, z, ch .



3- Konekte chak lèt majiskil ak lèt miniskil li.

CH J Z J B J F Z D W CH G

j y z ch z g ch d j z ch d v

4- Antoure mo kote ou tande son lèt sa yo ladan yo : j, z, ch.



ne



nyaj



glas



kreyon




kle



chapo



nich



krikèt



joumou



kay



chemiz



jako



5- Kopye mo yo nan liy kaye a.

jako - zile - chante

.....

.....

.....

.....

.....

.....

.....

.....

.....

.....

.....

.....

.....

.....

.....

.....

.....

.....

.....

.....

.....

.....

.....

.....

.....

.....

.....

.....

.....

.....

.....

.....

.....

.....

.....

.....

.....

.....

.....



6- Kopye fraz la sou liy kaye a.

Zile lespwa tounen pi bèl ankò.

.....
.....
.....
.....
.....
.....

.....
.....
.....
.....
.....
.....

.....
.....
.....
.....
.....
.....

.....
.....
.....
.....
.....
.....

.....
.....
.....
.....
.....
.....

.....
.....
.....
.....
.....
.....



Leson 104 br, kr, pr, tr

1- Antoure Konbinezon lèt sa yo: br, kr, pr, tr.

kr	k	br	k	è	pr
k	tr	g	pr	k	s
a	k	d	tr	ch	k
pr	kr	g	k	br	e

2- Antoure imaj kote nou tande son Konbinezon lèt sa yo: br, kr, pr, tr .



Leson 104 br, kr, pr, tr



3- Konekte chak lèt majiskil ak lèt miniskil li, epi chak konbinezon lèt majiskil ak konbinezon lèt miniskil li.

BR J KR J B PR F Z TR W CH G

br y z ch kr g ch tr j pr ch br

4- Antoure mo kote ou tande son Konbinezon lèt sa yo ladan yo : br, kr, pr, tr.



tòti



tenis




twonpèt



bato




kle




prèt



bra



krikèt



joumou



kay



zanno



priye



5- Kopye mo yo ak fraz la nan liy kaye a.

Brase - kraze - prens - trete

.....
.....
.....

.....
.....
.....

.....
.....
.....

Mwen kraze pi bèl biblo manman m nan.

.....
.....
.....

.....
.....
.....

.....
.....
.....



6- Kopye fraz la nan liy kaye a.

Manman mwen tris anpil.

.....
.....
.....

.....
.....
.....

.....
.....
.....

.....
.....
.....

.....
.....
.....

.....
.....
.....

.....
.....
.....



Leson 105 fr, dr, gr, vr

1- Antoure Konbinezon lèt miniskil sa yo: fr, dr, gr, vr .

fr	k	gr	k	è	vr
k	tr	g	dr	k	s
a	k	d	tr	fr	k
dr	gr	g	k	vr	e

2- Antoure imaj kote nou tande son Konbinezon lèt sa yo: fr, dr, gr, vr.




3- Konekte chak lèt majiskil ak lèt miniskil li, epi chak konbinezon lèt majiskil ak konbinezon lèt miniskil li.

FR J GR J B J DR Z D VR CH KR

dr z d vr gr kr fr J gr i vr j


4- Antoure mo kote ou tande son Konbinezon lèt a yo ladan yo : fr, dr, gr, vr.




solèy



grimas



fritay



kreyon




kle




chapo



nich




krikèt



tren



kay



gri



jako



5- Kopye mo yo ak fraz yo nan liy kaye a.

fremi - drapo - grenn - vrèman

Fwomaj la fèt ak lèt.

Drapo Ayiti a ble e wouj.



6- Kopye fraz yo sou liy kaye a.

Granpè ap manje bò tab la.

Lapli te vrèman tonbe yè swa.




Leson 106 pw, sw, tw, vw

1- Antoure Konbinezon lèt miniskil sa yo: pw, sw, tw, vw.

pw	k	tw	k	è	sw
k	vw	g	dr	k	s
a	k	d	tr	tw	k
pw	sw	g	k	vw	e

2- Antoure imaj kote nou tande son Konbinezon lèt sa yo: pw, sw, tw, vw.



3- Konekte chak lèt majiskil ak lèt miniskil li, epi chak konbinezon lèt majiskil ak konbinezon lèt miniskil li.

PW J SW J B J TW Z D VR VW KR

tw z d vw sw kr fr J pw i vr j

4- Antoure mo kote ou tande son Konbinezon lèt sa yo ladan yo : pw, sw, tw, vw.



zile



te



vwalye




twa




kle



chapo




pwason



krikèt



swen



mayo



zanno



jako



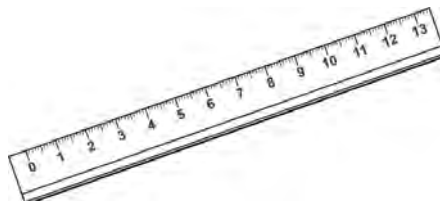
5- Kopye mo yo nan liy kaye a.

Pwawo - pwason - pwa

Swen - swe - swaf

Twati - twal - twoup - twou

Vwa - vwalye - vwazen - vwazin



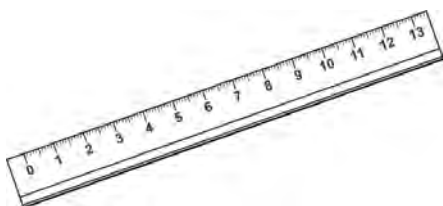
6- Kopye fraz yo sou liy kaye a.

Mwen swete ou bòn fèt.

Pwason an gen anpil chè.

Twati a fèt an bwa.

Vwalye a sou lanmè a.




Lesson 107

ch, kr, pr, tr, br, fr, dr, gr, vr, pw, sw, tw, vw

1- Antoure lèt ak Konbinezon lèt majiskil sa yo: CH, KR, PR, TR, BR, FR, DR, GR, VR, PW, SW, TW, VW

CH	k	PW	k	è	sw
k	vr	g	dr	k	s
a	k	d	tr	TR	k
pw	gr	g	k	SW	e

2- Antoure imaj kote nou tande son lèt ak Konbinezon lèt sa yo: /j/, /z/, /ch/, /kr/, /fr/, /dr/, /pw/, /sw/



3- Konekte chak lèt majiskil ak lèt miniskil li.

k e n r y o ò w b v g f d

Y O Ò w b K EN R v g f D


4- Antoure mo kote ou tande son lèt ak Konbinezon lèt sa yo ladan yo : /J/ /z/ /ch/ /kr/ /pr/ /tr/ /br/ /fr/ /dr/ /gr/ /vr/ /pw/ /sw/ /tw/ /vw/



ne



grimas



fritay




twa




kle



chapo



pwason



krikèt




joumou



kay



zanno



jako



5- Kopye mo yo ak fraz la nan liy kaye a.

chanson - zwazo - jako

pratik - bravo - fresko

Jako se yon zwazo ki gen anpil lespri.



6- Kopye fraz yo sou liy kaye a.

Chat la manje fwomaj la.

Kravat la sou kabann nan.




Leson 108 bw, kw, lw, nw

1- Antoure Konbinezon lèt miniskil sa yo: bw, kw, lw, nw

bw	k	lw	k	è	bw
k	kw	g	dw	k	s
a	k	d	kw	nw	k
bw	lw	g	k	vw	e

2- Antoure imaj kote nou tande son Konbinezon lèt sa yo: bw, kw, lw, nw.




3- Konekte chak lèt majiskil ak lèt miniskil li, epi chak konbinezon lèt majiskil ak konbinezon lèt miniskil li.

BW J KW J B J LW Z D NW VW KR

nw z d vw kw kr fr j bw i pw j

4- Antoure mo kote ou tande son Konbinezon lèt sa yo ladan yo : bw, kw, lw, nw.



avyon



kwa



fritay




twà



kle




bwa




pwason



awozwa



bwat



liv



zanno



zwazo



5- Kopye mo yo nan liy kaye a.

Bwason - bwapen - bwaze

kwasans - kwayans - kwen - kwè

lwayote - lwazi - lwen - lwès

nwasè- nwasi- nwa- nwaye



6- Kopye fraz yo nan liy kaye a.

Mwen renmen bwason ki glase.

Mwen gen yon chèn ki gen yon kwa.

Leson 108 bw, kw, lw, nw



7- Kopye fraz yo nan liy kaye a.

Lakay mwen lwen lekòl la.

Mwen nwasi soulye m nan.



Revizyon Final Leson 110

1- M ap pale de tèt mwen.

Mwen rele.....

Mwen renmen.....

Mwen gen..... lane.



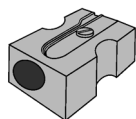
Revizyon Final Leson 113

1- M ap pale de tèt mwen.

Mwen rele

Mwen renmen

Mwen gen.....lane.



Revizyon Final Leson 115

1- Konplete fraz sa yo pou pale de tèt ou.

Maten an mwen leve _____

.....
.....
.....
.....
.....
.....
.....
.....
.....
.....

Mwen rive lekòl mwen _____

.....
.....
.....
.....
.....
.....
.....
.....
.....
.....



Revizyon Final Leson 116

1- Reponn kesyon sa yo.

Ki jan ou rele?

.....
.....
.....
.....
.....
.....

Ki laj ou?

.....
.....
.....

Ki sa ou renmen fè?

.....
.....
.....
.....
.....
.....



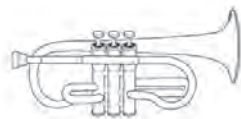
Revizyon Final Leson 122

1- Kopye mo yo sou liy kaye a .

drapo fritay delivre grenpe

2- Kopye fraz la sou liy kaye a .

Madan Salomon konn fè bon fritay.



Revizyon Final Leson 124

1- Kopye mo yo sou liy kaye a .

kwaze lalwa nwa kwout

2- Kopye fraz la sou liy kaye a .

Tonton Lanton rakonte istwa Bouki.



Revizyon Final Leson 125

1- Ekri mo dapre imaj.

.....
.....
.....

.....
.....
.....

.....
.....
.....

2- Pwodi istwa dapre imaj la.

.....
.....
.....


.....
.....
.....

.....
.....
.....



Revizyon Final Leson 125 (suit)

3- Fè desen ki mache ak istwa ou pwodui a.



Revizyon Final Leson 126

1- Reponn kesyon sou istwa a.

De kiyès istwa a pale ?

.....
.....
.....
.....
.....

Kilè istwa a te pase ?

.....
.....
.....
.....
.....
.....
.....
.....



Kisa Tamara ak papa li te fè?

.....
.....
.....

.....
.....
.....


.....
.....
.....

Ki kote yo te ye ?

.....
.....
.....

.....
.....
.....

.....
.....
.....




Revizyon Final Leson 127

1- Ekri mo dapre imaj.

2- Pwodui istwa dapre imaj la.



3- Fè desen ki mache ak istwa ou pwodui a.



1- Reponn kesyon sou istwa a.

De kisa istwa a pale ?

.....
.....
.....
.....
.....
.....
.....
.....
.....
.....

Poukisa otè (Moun ki ekri istwa a) pi pito pye zanmann ?

.....
.....
.....
.....
.....
.....
.....
.....
.....
.....
.....
.....
.....
.....
.....



Kisa moun konn fè ak zanmann ?

.....
.....
.....

.....
.....
.....

.....
.....
.....

.....
.....
.....

.....
.....
.....

.....
.....
.....

.....
.....
.....



Revizyon Global Leson 128

1- Dikte lèt.

.....

.....

.....

.....

.....

.....

.....

.....

.....

2- Dikte silab.

.....

.....

.....

.....

.....

.....

.....

.....

.....



3- Dikte mo.

.....

.....

.....

.....

.....

.....

.....

.....

.....

4- Dikte fraz.

.....

.....

.....

.....

.....

.....

.....

.....

.....



De kiyès istwa a pale ?

.....
.....
.....
.....
.....

Kiyès papa Emil ye ?

.....
.....
.....
.....
.....

Ki travay papa Emil konn fè ?

.....
.....
.....
.....
.....



Revizyon Global Leson 129

1- Dikte lèt.

.....
.....
.....
.....
.....
.....

2- Dikte silab.

.....
.....
.....
.....
.....
.....
.....
.....
.....
.....



3- Dikte mo.

.....
.....
.....
.....
.....
.....

4- Dikte fraz.

.....
.....
.....
.....
.....
.....
.....
.....
.....
.....
.....
.....
.....
.....
.....



Ekri mo dapre imaj.

.....

.....

.....

.....

.....

.....

.....

.....

.....

Pwodui istwa dapre imaj la.

.....

.....

.....

.....

.....

.....

.....

.....

.....


.....

.....

.....



Fè desen ki mache ak istwa ou pwodui a.



Revizyon Global Leson 130

1- Dikte lèt.

.....

.....

.....

.....

.....

.....

.....

.....

.....

2- Dikte silab.

.....

.....

.....

.....

.....

.....

.....

.....

.....

Revizyon Global Leson 130



3- Dikte mo.

.....
.....
.....

.....
.....
.....

.....
.....
.....

4- Dikte fraz.

.....
.....
.....

.....
.....
.....

.....
.....
.....

.....
.....
.....



De kiyès istwa a pale ?

.....
.....
.....

.....
.....
.....

Poukisa ou konte sou manman ou?

.....
.....
.....

.....
.....
.....

Ki jan manman ou vle pou w ye?

.....
.....
.....

.....
.....
.....

.....
.....
.....



Revizyon Global Leson 131

1- Dikte lèt.

.....
.....
.....
.....
.....
.....
.....
.....
.....
.....
.....
.....
.....
.....
.....
.....

2- Dikte silab.

.....
.....
.....
.....
.....
.....
.....
.....
.....
.....
.....
.....
.....
.....
.....
.....



3- Dikte mo.

.....

.....

.....

.....

.....

.....

.....

.....

.....

4- Dikte fraz.

.....

.....

.....

.....

.....

.....

.....

.....

.....



De kiyès istwa a pale ?

.....
.....
.....

.....
.....
.....

Ki laj Ali genyen ?

.....
.....
.....

.....
.....
.....

Ki sa li fè anvan li ale lekòl?

.....
.....
.....

.....
.....
.....



Èske Ali konn anreta lekòl ? Poukisa ?

.....
.....
.....

.....
.....
.....

Site tout sa Ali fè anvan li ale lekòl.

.....
.....
.....

.....
.....
.....

.....
.....
.....

.....
.....
.....

