

# AP-TIP IN Cohort 1 Results Year 1



Karen M. Morris  
AP-TIP IN Program Director  
August 28, 2013



# AP-TIP IN Grant Goals

## GOAL 1:

- \* Increase the number of students taking AP math, science and English (MSE) courses

## GOAL 2:

- \* Increase the number of AP MSE Qualifying Scores (scores of 3, 4 or 5) compared to baseline year



# AP-TIP IN Cohort 1 Schools

- \* Concord
- \* Elkhart Central
- \* Elkhart Memorial
- \* Jeffersonville
- \* Mississinewa
- \* Perry Meridian
- \* Pike
- \* Southport
- \* Speedway



# Activities Influencing Goals

## Goal 1 Influences

- \* School's Designated Administrator assistance in recruitment and retention
- \* Use of data
- \* More time on task for students
  - \* Tutoring
  - \* Saturday Sessions
- \* Incentives

## Goal 2 Influences

- \* Increased, intensive teacher training
  - \* AP Summer Institute
  - \* Fall Conference
  - \* Mock Exam Reading
- \* Development of Lead Teachers
- \* Implementation of Vertical Teams (grades 6 – AP)
- \* Content Director support
- \* Incentives



# Cohort 1 AP MSE Enrollment Growth

## Baseline Year compared to Year 1

**48%**

# Average Increase AP Qualifying Scores (2012-13)

## Math, Science & English

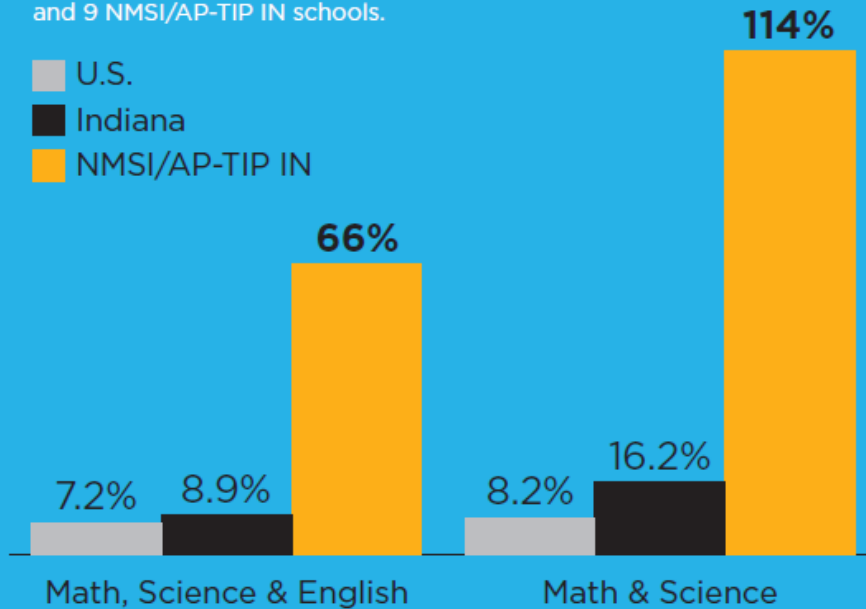
### All Students



#### We Make A Dramatic Difference in One year

Average first year increase in qualifying AP scores for U.S., Indiana and 9 NMSI/AP-TIP IN schools.

- U.S.
- Indiana
- NMSI/AP-TIP IN





# Cohort 1 AP MSE Score Increases

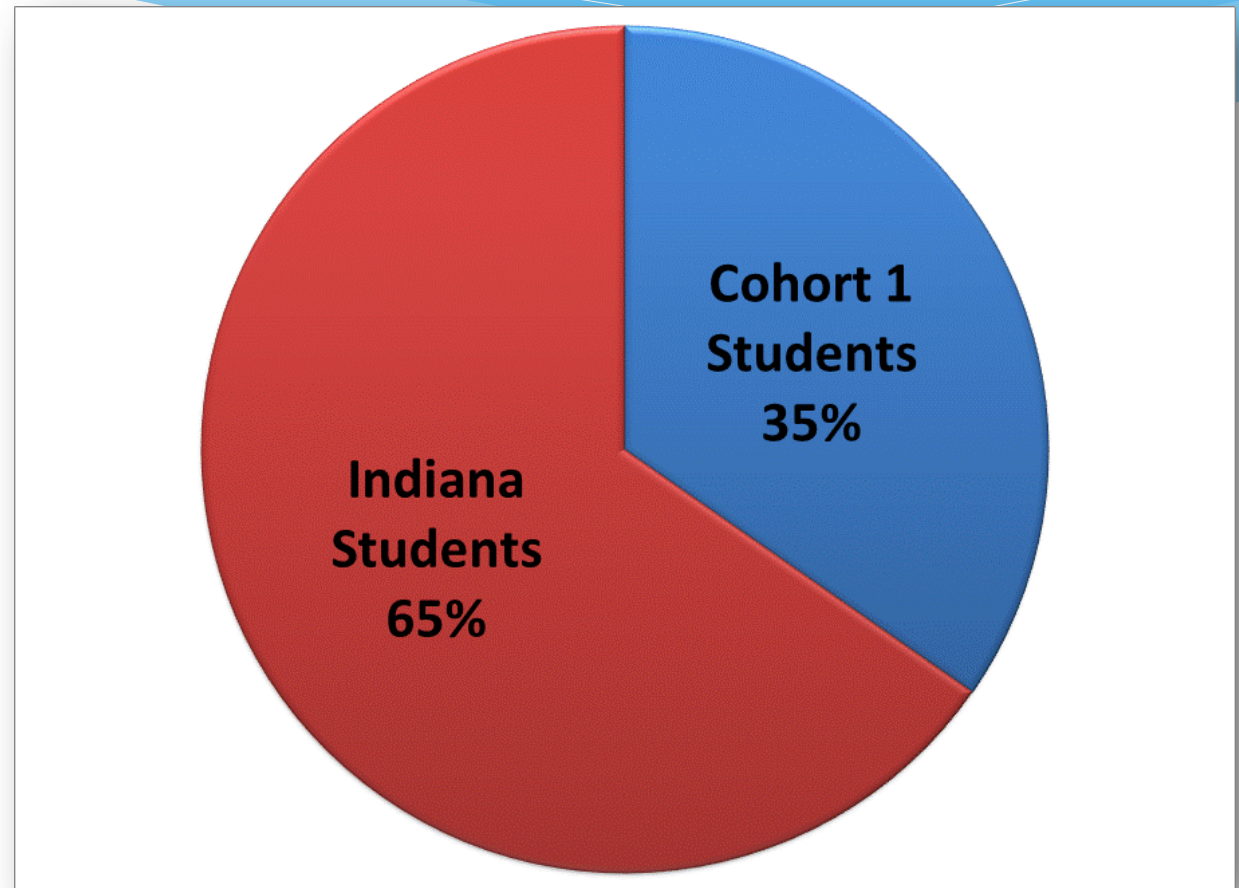
## Baseline Year compared to Year 1

Number of schools that more than  
DOUBLED their number of

Qualifying Scores: **5**

# AP Qualifying Scores (2012 to 2013) Impact Math, Science & English All Students

AP-TIP IN  
Students  
accounted for  
over 1/3<sup>rd</sup> of  
the MSE  
Qualifying  
Score **Growth**  
for Indiana,  
2012 to 2013



Cohort 1 represents **2.8%** of the Indiana public high schools with MSE Scores



# Average Increase AP Qualifying Scores (2012-13)

## Math, Science & English

### MINORITY Students

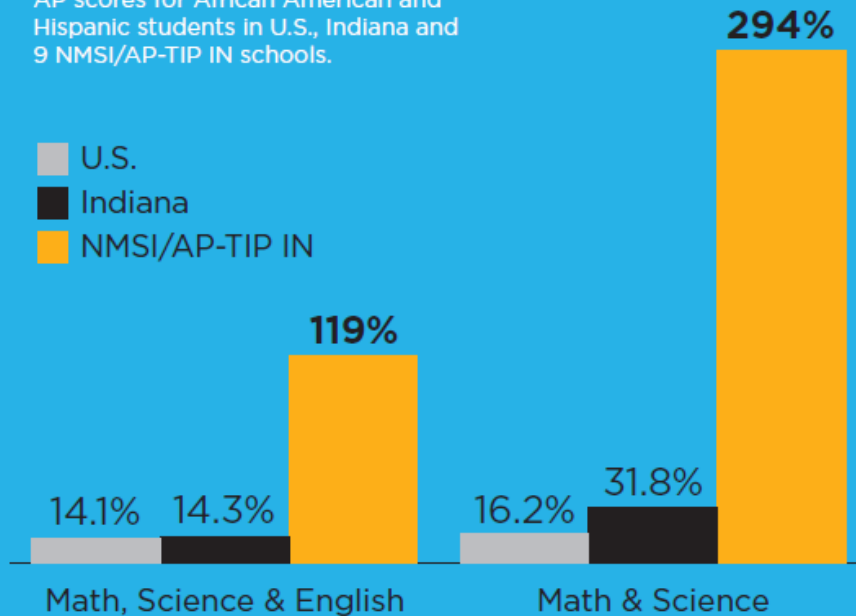
(underrepresented)



### NMSI Is Closing the Achievement Gap

Average first year increase in qualifying AP scores for African American and Hispanic students in U.S., Indiana and 9 NMSI/AP-TIP IN schools.

- U.S.
- Indiana
- NMSI/AP-TIP IN



# Average Increase AP Qualifying Scores (2012-13)

## Math & Science ONLY

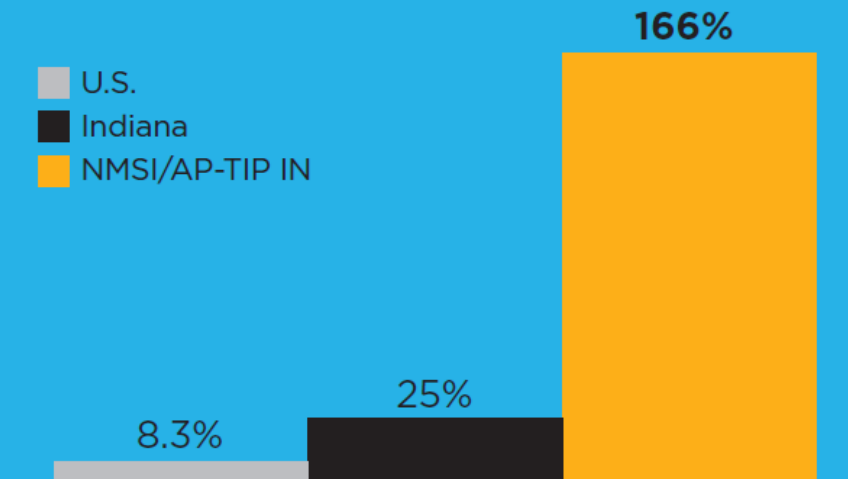
### FEMALE Students



#### NMSI Is Expanding Opportunity for Underrepresented Groups In STEM

Average first year increase in qualifying AP scores for female students in math and science for U.S., Indiana and 9 NMSI/AP-TIP IN schools.

- U.S.
- Indiana
- NMSI/AP-TIP IN





# Incentives Distributed

**Students (761) = \$112,300**

**Schools (9) = \$262,100**

**Average per school = \$29,122**



# Ahead for 2014...

- \* **20 Schools in 2 Cohorts**
- \* **Increased enrollments in AP MSE courses (from about 2,600 to over 7,500)**
- \* **More activities for students**